


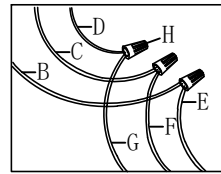
# Installation Instruction

1



turn off the power.

5

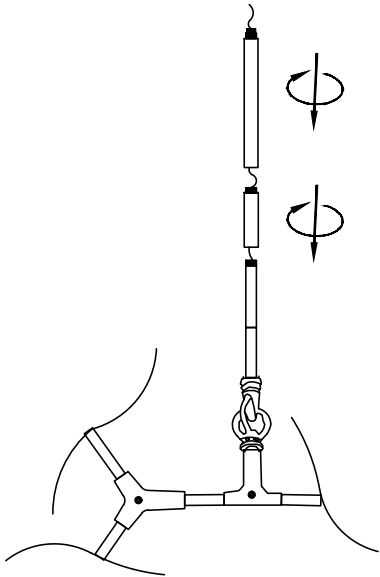


Wire connection

B-Black wire(L) from junction box  
 C-White wire(N) from junction box  
 D-Green wire or bare copper from junction box  
 B-Black wire(L) from fixture  
 F-White wire(N) from fixture  
 D-Green wire or bare copper from fixture  
 H-wire connector x 3

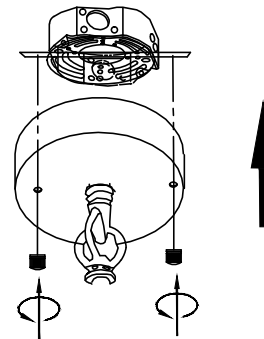
Conect wires

2



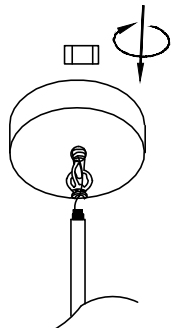
install the hanging rod

6



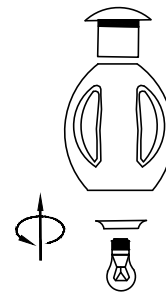
rise and install canopy to Mounting bracket

3



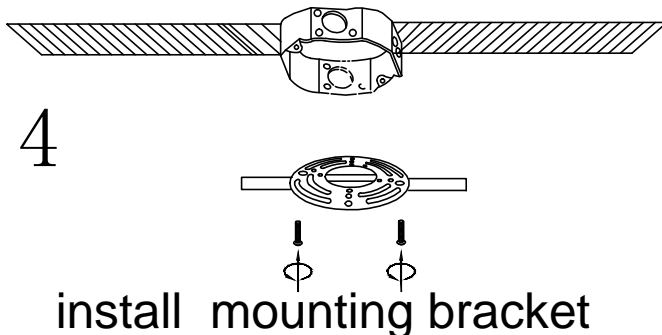
install the canopy to fixture

7



install bulbs and glass lampshades

4



install mounting bracket

