

# INSTRUCTIONS

## ANWEISUNG


### 取扱説明書

## INSTRUCTION

### 사용설명서

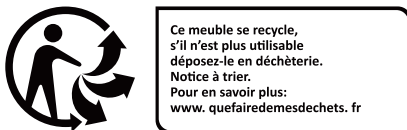
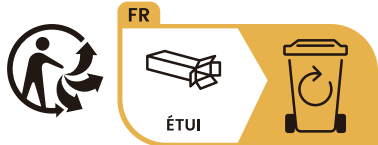
## LSTRUZIONI PER L'INSTALLAZIONE

## LIBRO DE INSTRUCCIONES



Product Name: Shelf  
 HW-XJ1367  
 Manufacturer: Shenzhen Rambos Technology Co.,LTD  
 Address: 301# 3F, Building 9, Jinfanghua Industrial Zone, 49 of South  
 Wuhedadao, bantian, Longgang district  
 shenzhen  
 REPÚBLICA POPULAR DE CHINA  
 Country of origin: Made in China  
 Email: UNHO@wisfor.com

**Warning:**  
 Please install the product according to the instructions  
 Bitte installieren Sie das Produkt gemäß den Anweisungen  
 Veuillez installer le produit conformément aux notices  
 Installare il prodotto seguendo le istruzioni  
 Seguir las instrucciones del manual para la instalación  
 説明書に従って製品を取り付けてください。  
 설명서에 따라 제품을 설치하세요.



**C&E Connection**  
 E-Commerce (DE) GmbH  
 Zum Linnegraben 20, 65933,  
 Frankfurt am Main, Germany  
 info@ce-connection.de

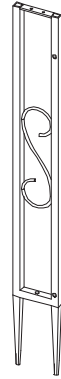


Company: YH Consulting Limited 47,  
 Address: C/O YH Consulting Limited Office 147,  
 Centurion House, London Road,  
 Staines-upon-Thames, Surrey, TW18 4AX


①\*4




②\*4




③\*2



④\*2



⑤\*4



⑥\*6



A\*20+1



M6x13

B\*28+1



M6x23

C\*20+1



D\*4+1





E\*1

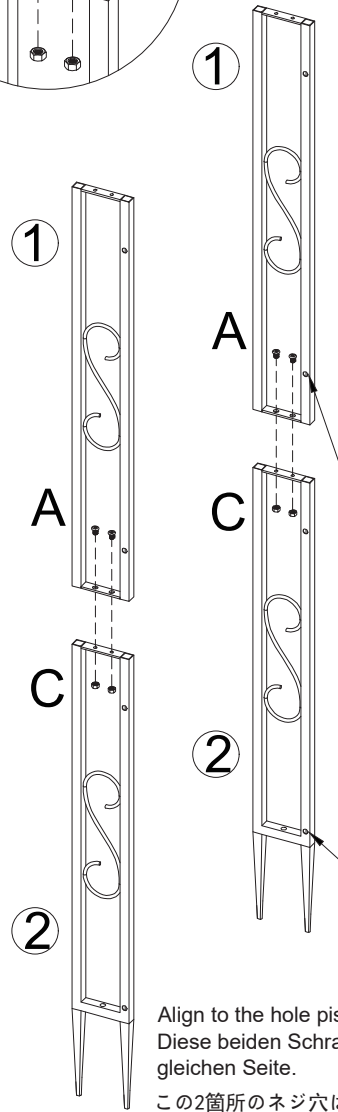
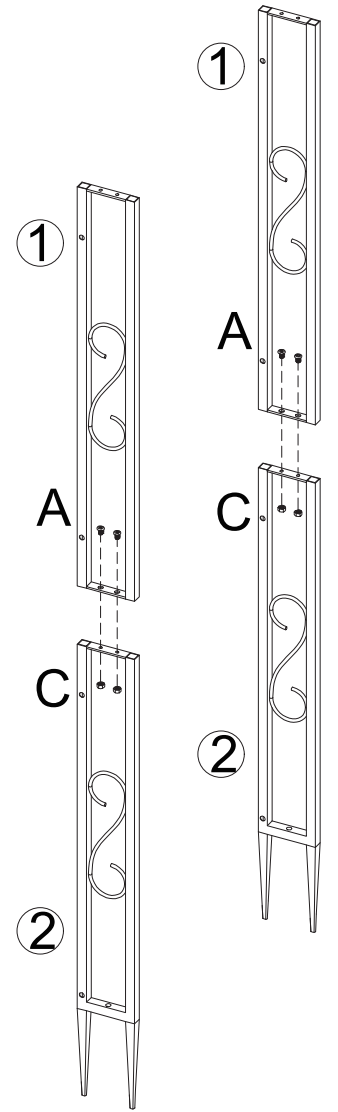
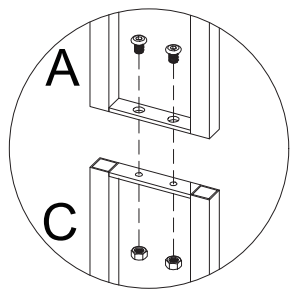


F\*1



1

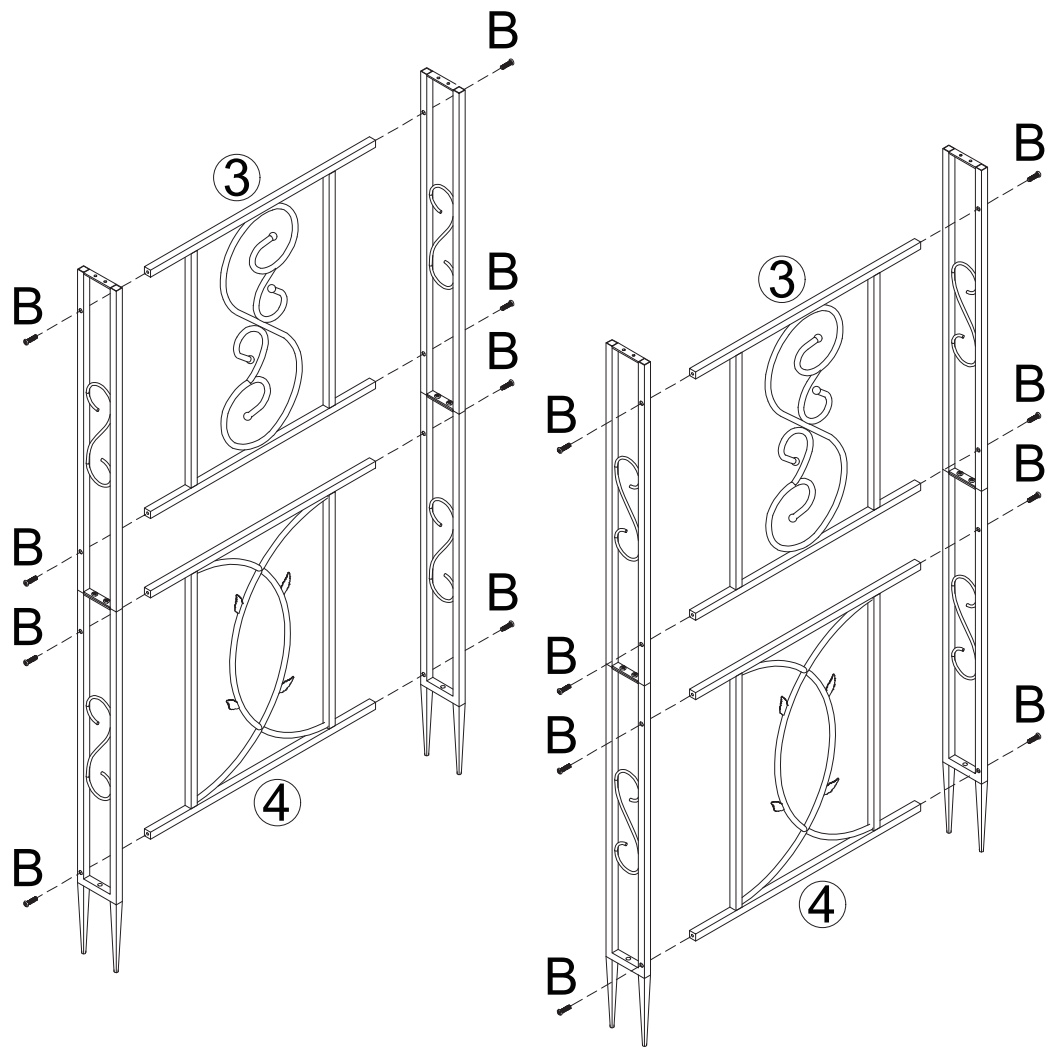
	A*8
	C*8





Align to the hole positions on a vertical line  
 Diese beiden Schraubenlöcher zeigen zur gleichen Seite.  
 この2箇所のネジ穴は同じ側に向いています。  
 Les deux trous de vis sont orientés dans la même direction.  
 이 두 개의 나사 구멍은 같은 쪽을 가리키십시오.  
 Questi due fori delle viti puntano nella stessa direzione.  
 Estos dos orificios de tornillo apuntan en la misma dirección.

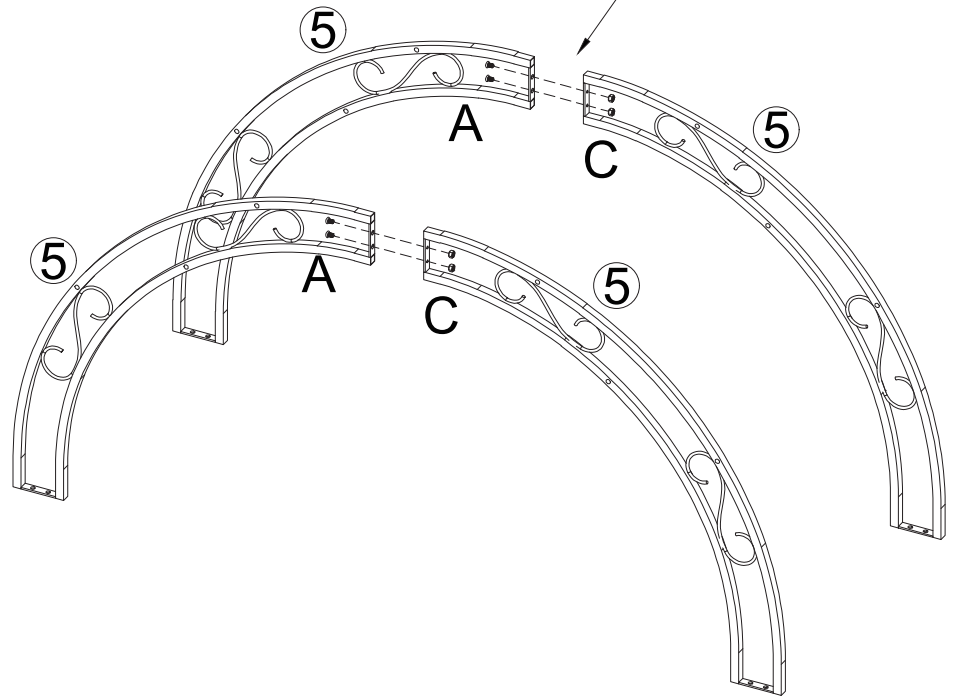
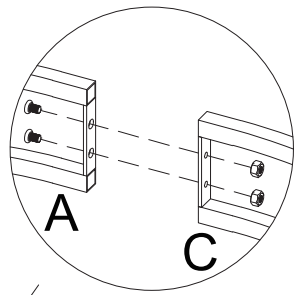
2

	B*16
---	------



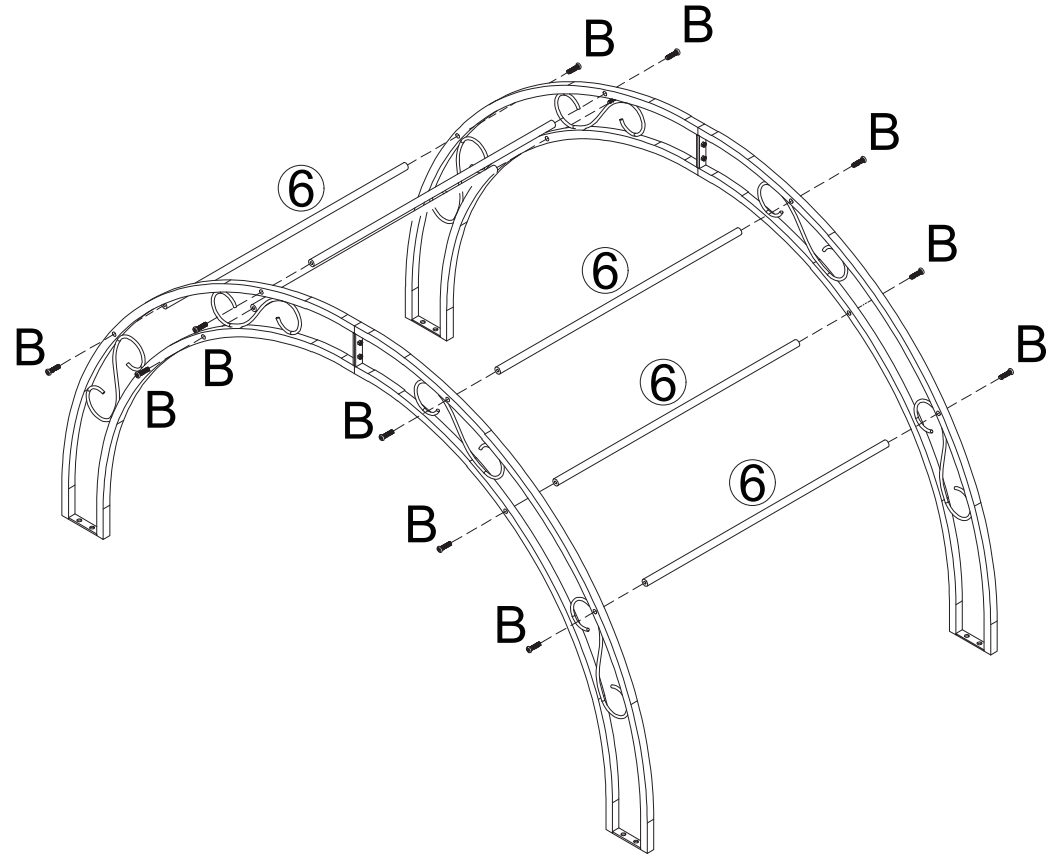
3

	A*4
	C*4



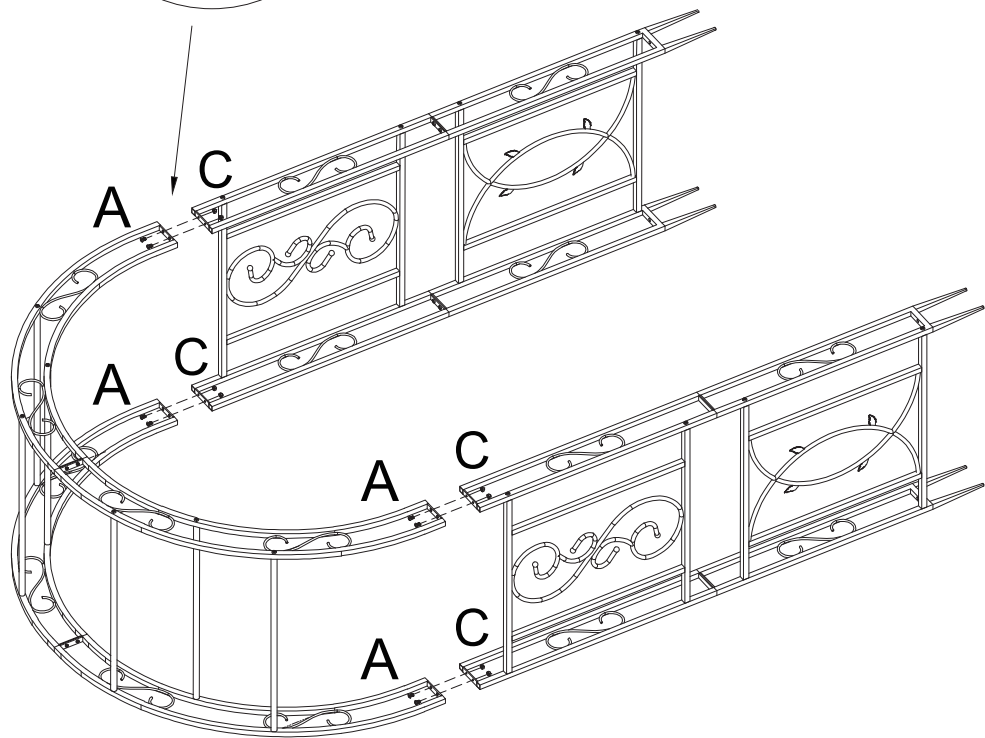
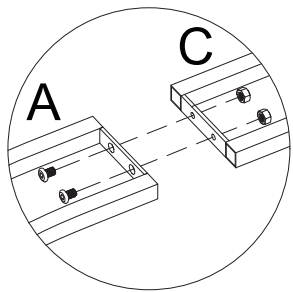
4

	B*12
---	------

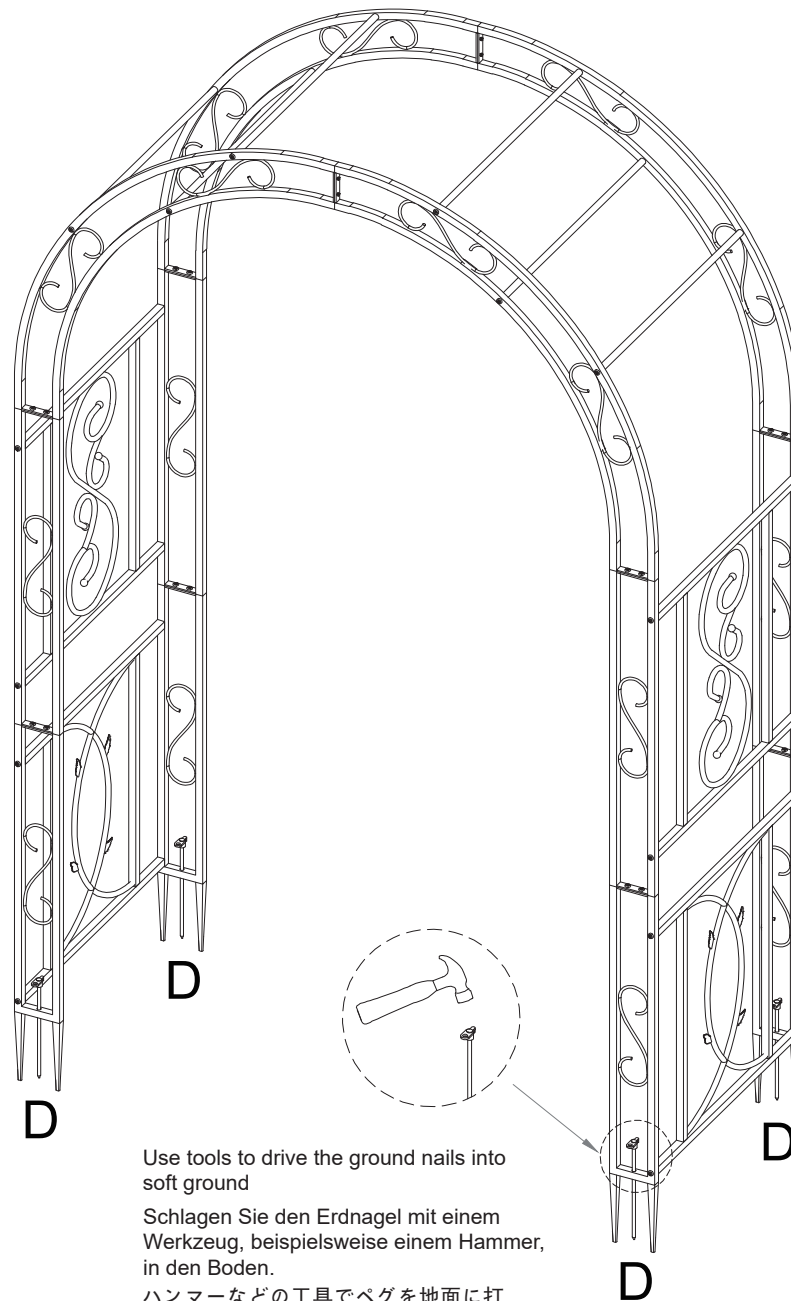


5

	A*8
	C*8



6



Use tools to drive the ground nails into soft ground

Schlagen Sie den Erdnagel mit einem Werkzeug, beispielsweise einem Hammer, in den Boden.

ハンマーなどの工具でペグを地面に打ち込んでください。

Enfoncez la cheville au sol à l'aide d'un outil tel qu'un marteau.

공구를 이용하여 폭신한 바닥에 못을 박기십시오.

Usa gli strumenti per piantare i pioli nel terreno

Utiliza una herramienta para clavar las estacas en el suelo.