

Infinity Double Twist Integrated LED Floor Lamp

Item: 26271/27385

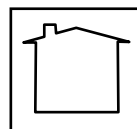
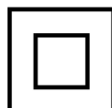
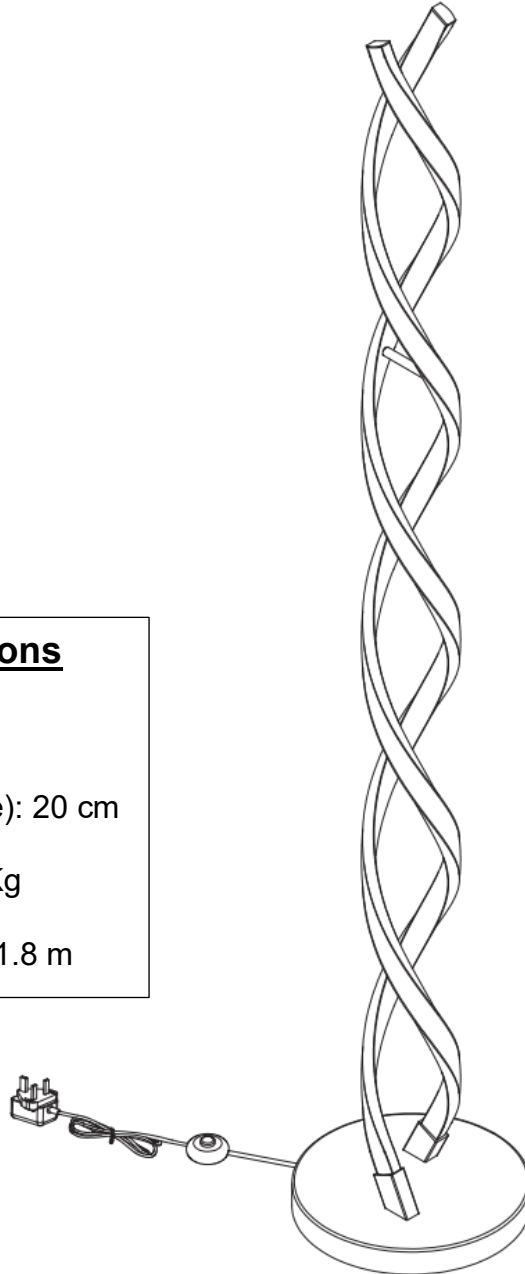
Dimensions

Height: 120 cm

Diameter (base): 20 cm

Weight: 1.97 Kg

Cable Length: 1.8 m



Thank you for purchasing the Infinity Double Twist Integrated LED Floor Lamp. This manual will guide you through the setup and operation of the product. Please read the instructions carefully before using the light.

ValueLights, 4 Omega Drive, Irlam, Manchester, M44 5GR

Care and Maintenance Advice.

- Use a soft, dry cloth to gently dust the lamp's metal (aluminium) and PVC surfaces regularly. This prevents the accumulation of dirt and maintains its appearance.
- More stubborn marks can be removed using a damp (not wet). Wipe the item dry using a lint free cloth.
- After wiping down the dirt, dust and any residue left behind check for damage, broken or missing pieces.
- DO NOT use detergents, abrasive cleaning products or cleaning products that contain ammonia, solvents, or silicone as these may damage the surface of the item.
- Keep the lamp away from areas with excessive humidity or moisture to prevent potential damage to the electrical components.
- Dispose of all packaging carefully and responsibly at your local recycling plant.
- If you plan to store the floor lamp for an extended period, consider placing a protective cover to prevent dust buildup and potential damage.

SPECIFICATIONS

Material:	Metal, Aluminium, PVC
Finish Type:	Painted Silver
Colour:	Silver
Light Source:	LED Integrated (SMD)
Wattage:	24 Watts (equivalent to 150W incandescent bulb)
Brightness / Beam Angle:	2500 Lumens / 110°
Colour Temperature:	3000K (Warm white)
Colour Rendering Index (CRI):	> 80
LED Lifespan:	25,000 Hours
Energy Efficiency Rating:	F
Power Source:	LED Driver: BS plug-in Input: AC 220V – 240V ~ 50 / 60 Hz Output: DC 24V / 0.5A
Switch Type:	Foot switch (On / Off)
Dimmable:	No
Protection Class:	Class II (double insulated - it doesn't require an Earth connection)
Waterproof Grade (IP Rating):	IP20 (Protected against solid objects over 12mm, e.g., fingers – Not protected from liquids)
Dimensions:	Height: 120 cm Diameter (base): 20 cm

IF AT ALL UNSURE, STOP NOW AND SEEK PROFESSIONAL GUIDANCE


Product Description

This Double Twist Integrated LED Floor Lamp is a harmonious blend of artistry, trendiness, and minimalist design that will elevate your space with both illumination and aesthetic appeal. Powered by advanced LED Integrated (SMD) technology, this lamp offers optimal energy efficiency while emitting a remarkable 24 Watts of power, equivalent to a traditional 150W incandescent bulb.

Its brightness of 3000 Lumens, coupled with a broad 110° beam angle, ensures ample coverage, illuminating your space effectively. Featuring a Colour Rendering Index (CRI) surpassing 80, it faithfully represents colors, enriching your visual experience. The foot switch offers straightforward operation for powering the lamp. With dimensions measuring 120 cm in height and a base diameter of 20 cm, it seamlessly integrates into diverse spaces, providing a versatile lighting solution for your surroundings.

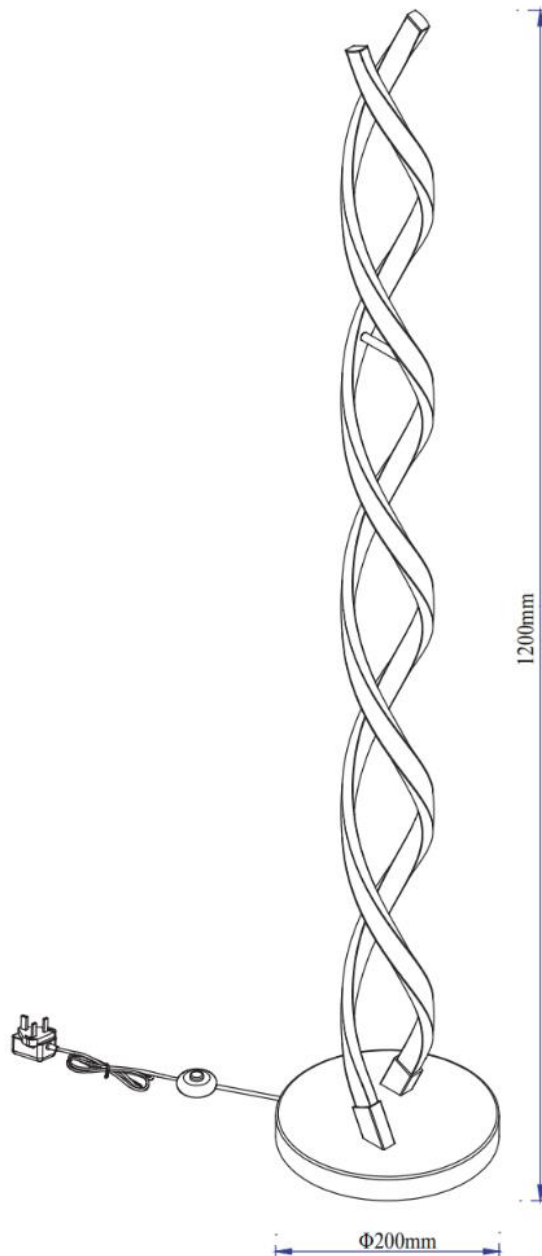
SET UP:

Unpack all components onto a flat surface that will not damage them or allow them to become dirty. Check that all components are correct and present. Familiarize yourself with the product, its component parts and how it is assembled. Plug the power supply (LED Driver - transformer) into an electrical socket. Activate the Floor Lamp by pressing the On / Off foot switch located on the power cable. Keep all packaging until after a successful installation and retain the instructions for future reference.



SAFETY AND POSITION:

- Do not modify or alter the product before or after installation. This will invalidate your warranty and may render the product unsafe.
- This is a Class III product. It operates at a low-voltage level - no risk of electrical shock to the user.
- Switch off when not in use.
- The LEDs (SMD) are not replaceable.
- Check the plug (transformer) and cable for any signs of wear, fraying, or damage. If you notice any issues, discontinue use and replace these components promptly to ensure safety.
- Ensure the plug (transformer) is securely connected to a compatible power source. Avoid overloading electrical outlets and use surge protectors if necessary.
- Place the floor lamp on a stable and level surface to prevent accidental tipping. Keep it away from flammable materials and areas where it could be knocked over.
- If you encounter any technical issues or concerns about the lamp's performance, consult a professional technician or the manufacturer for guidance.
- **Indoor use only.**



Important Information

If you need help or have damaged or missing parts, call the Customer Helpline: 0161 837 6095
Opening Times: Monday to Friday, 9am to 5pm. Closed Saturday and Sunday.
(By contacting the customer service line your statutory rights are not affected)

Please have the following information to hand:

- ✓ Item Description
- ✓ Item Code
- ✓ Batch number
- ✓ Assembly Instructions

You can also e-mail your requests to us at: customerservice@valuelights.co.uk

Alternatively, you can write to us at: Customer Service Department, Value Lights, 4 Omega Drive, Iram, Manchester, M44 5GR.



The crossed-out wheeled bin symbol indicates that the item should be disposed of separately from household waste. The item should be handed in for recycling in accordance with local environmental regulations for waste disposal. By separating a marked item from household waste, you will help reduce the volume of waste sent to incinerators or land-fill and minimize any potential negative impact on human health and the environment.