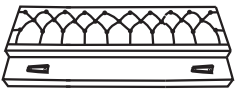

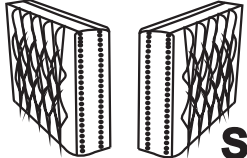






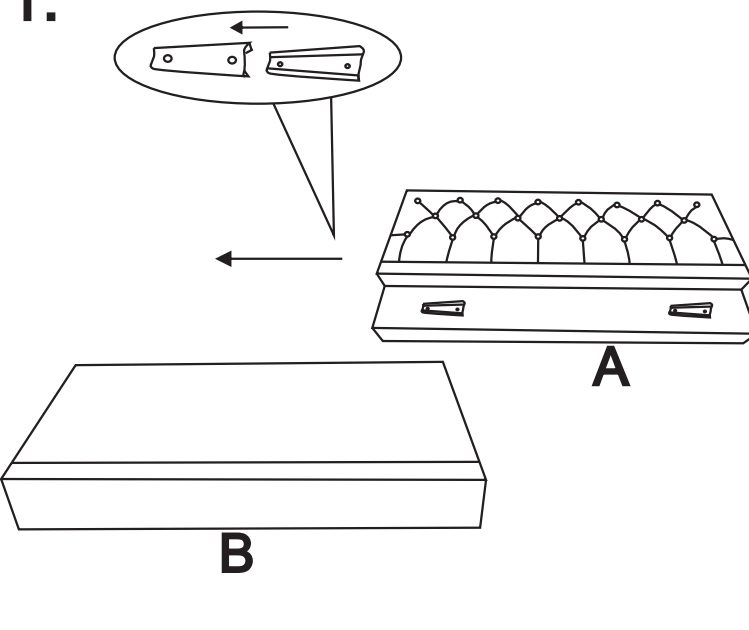


# Assembly instruction (3 cartons S1, S2, S3)

<b>Ax1</b>  <b>S3</b>	<b>Bx1</b>  <b>S3</b>	<b>Cx1 (LxR)</b>  <b>S1</b>	<b>Dx3</b>  <b>S2</b>	<b>Ex2</b>  <b>S2</b>
<b>Fx4</b>  <b>S3</b>	<b>Gx8</b>  <b>S3</b>	<b>Hx1</b>  <b>S3</b>	<b>Ix1</b>  <b>S2</b>	

**Note: Put all the screws into the holes site, And then tighten them. Don't tighten one by one**

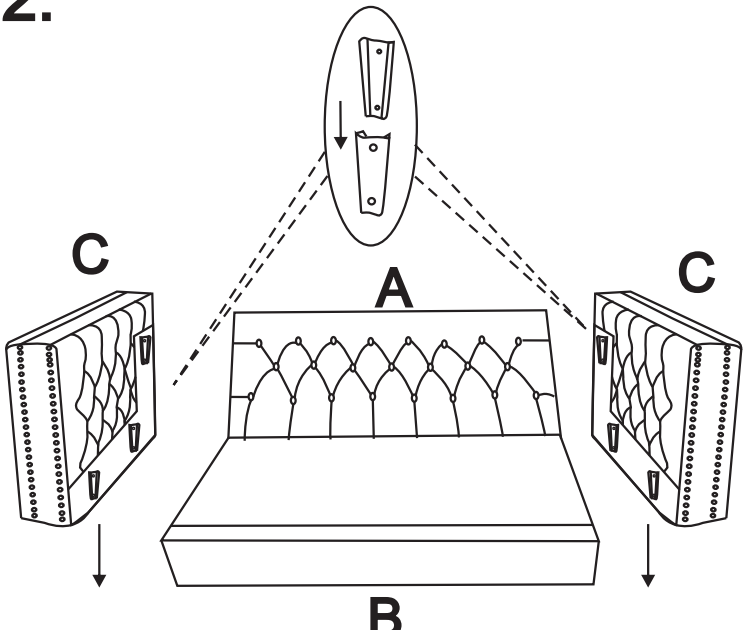
**1.**



**A**

**B**

**2.**

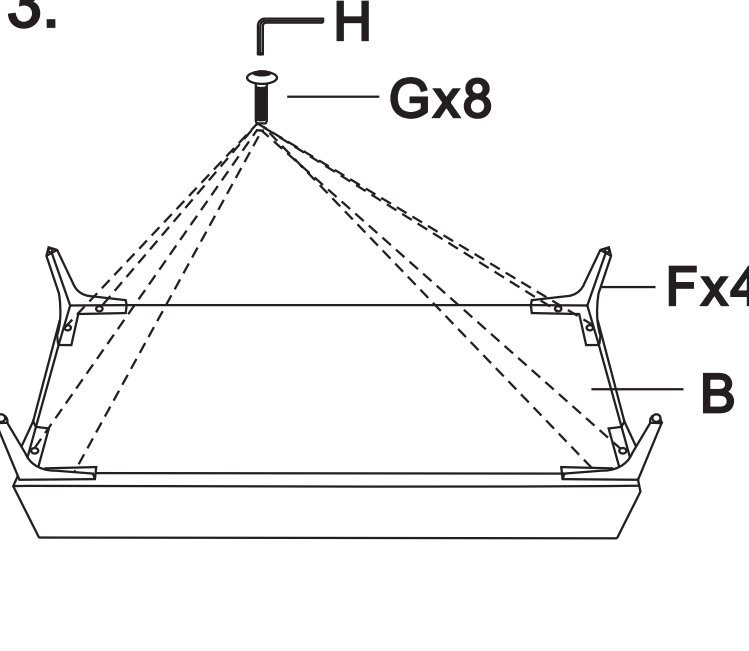


**C**

**A**

**B**

**3.**



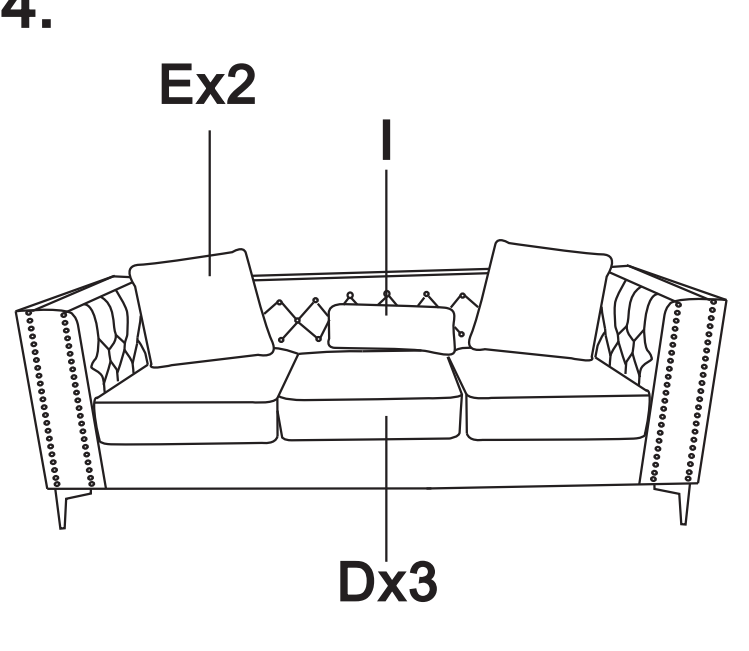
**H**

**Gx8**

**Fx4**

**B**

**4.**



**Ex2**

**I**

**Dx3**