



ASSEMBLY INSTRUCTION

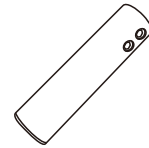


+ Parts Included

- ① CHAIR BASE
1PC



- ② LEG
4PCS



+ Do Not Use Power Tools



+ Suggested Adults



+ Hardware Included

- A** ALLEN WRENCH $\varnothing 5/16 * 70\text{mm}$ 1PC **B** BOLT M8*60MM 8PCS



- C** WASHER M6*16MM 8PCS



NOTE:

- 1 Read instructions cover to cover.
- 2 Save all packaging until assembly is completed.

1 IMPORTANT SAFETY INFORMATION

Do not assemble the product if any of the following parts arrived damaged:

Part # - Chair Base

Part # - leg

Do not assemble if any of the following

Hardware parts missing:

Part # - Allen Wrench

Part # - Bolt

Part # - Washer

2 IMPORTANT ASSEMBLY INFORMATION

Assembly Step If loosening persists, please make sure to tighten all the bolts periodically, or use a thread locker adhesive.

