

Please read these instructions and warranty information carefully before use and keep them properly for future reference.

OPERATING INSTRUCTIONS

# Part List

**A**  M3.5X50  
18+1

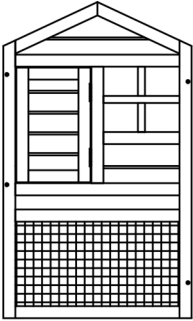
**B**  M3.5X35  
12+1

**C**  M3.5X25  
4+1

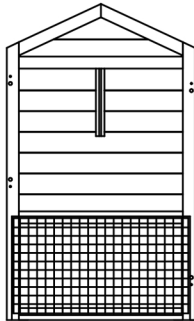
**D**  M3.0X12  
12+1

**E**  X2


 X5  X2



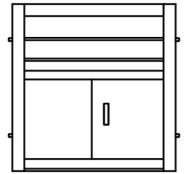
1PC  
F



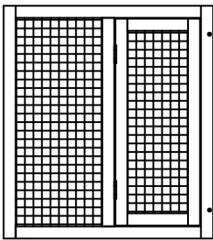
1PC  
G



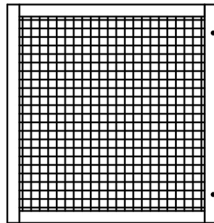
1PC  
H




1PC  
I



1PC  
J



1PC  
K



1PC  
L



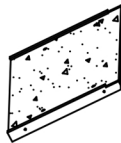
1PC  
M



1PC  
N



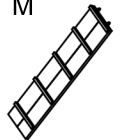
1PC  
O



2PCS  
P



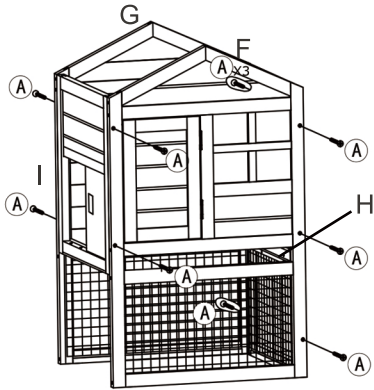
1PC  
Q



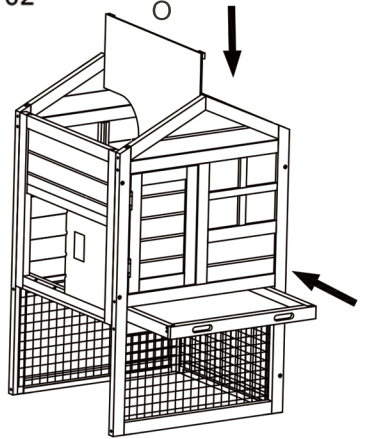
1PC  
R

# Assembly Instructions

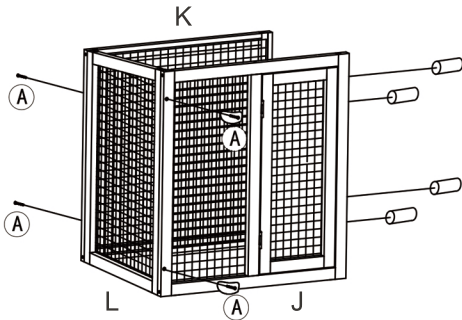
STEP-01




STEP-02



STEP-03

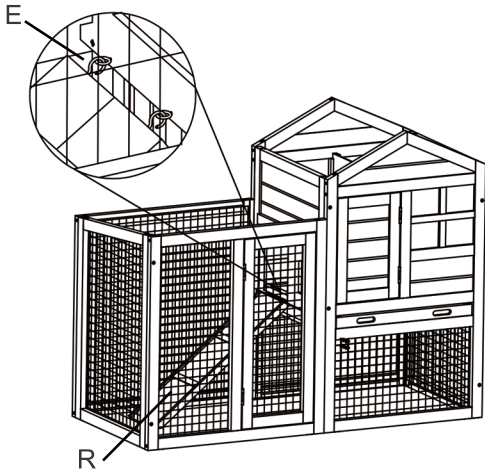


STEP-04

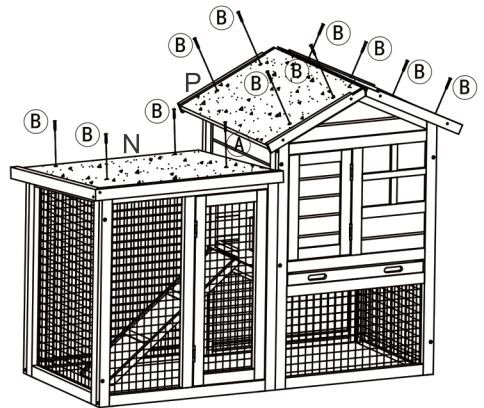


# Assembly Instructions

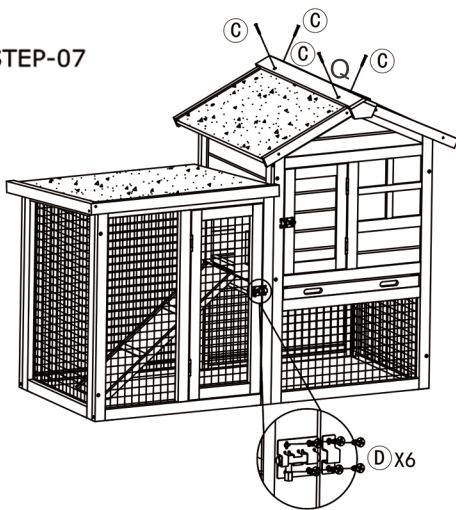
STEP-05



STEP-06



STEP-07



STEP-08

