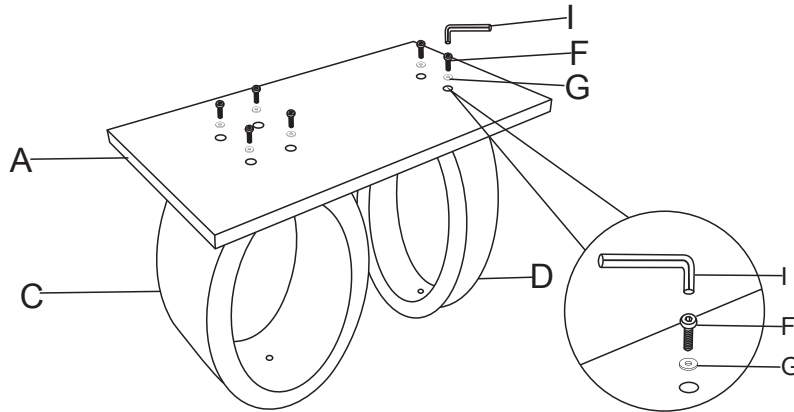


# ASSEMBLY INSTRUCTION

Description : Coffee Table

Thank you for purchasing this quality product. Be sure to check all packing material carefully for small parts that may have come loose inside the carton during shipment.

## Step 1:



Firstly, fix the table leg with table base but do not fully tighten the bolt(F).

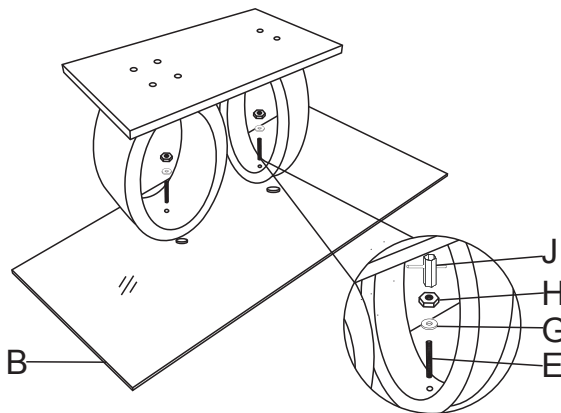
### PART LIST :

No.	Description	Diagram	Quantity
A	Table base		1
B	Table glass top		1
C	Table leg		1
D	Table leg		1

### HARDWARE LIST :

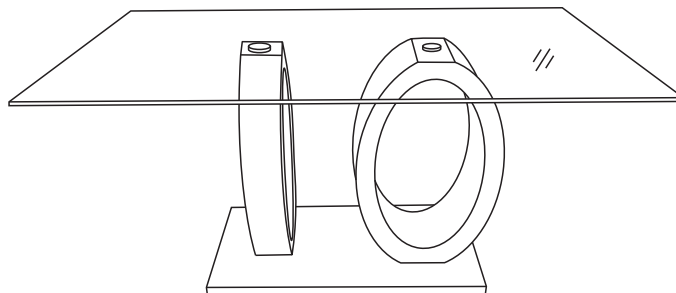
No.	Description	Diagram	Size	Quantity
E	Stud		M8x80mm	2
F	Bolt		M8x45mm	6
G	Flat washer		Ø 8x18x1.5mm	8
H	Nut		M8	2
I	Allen key		M5	1
J	Socket Spanner		M8	1

## Step 2:



Assemble table glass top with table leg but do not fully tighten the bolt(E).

## Finished



Finally, lean the table with extra care and tighten the bolt.(E&F).

Made In China