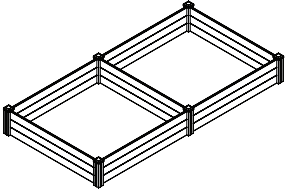
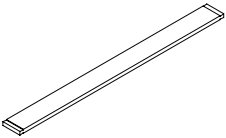

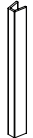



2X8 AND 4X8 RAISED GARDEN BED KITS (7", 11", 14" AND 18" HEIGHTS) – ASSEMBLY INSTRUCTIONS

Parts List

 <i>11" 3-board high kit pictured above</i>	 1x4 Boards	 Vinyl Connectors	 Vinyl Filler Strips	 Vinyl Caps
7" (2 boards high) 4x8 Kit	x14	x6	x4	x6
11" (3 boards high) 4x8 Kit	x21	x6	x4	x6
11" (3 boards high) 2x8 Kit	x9 short boards x12 long boards	x6	x4	x6
14" (4 boards high) 4x8 Kit	x28	x12	x8	x6
18" (5 boards high) 4x8 Kit	x35	x12	x8	x6

Recommended items

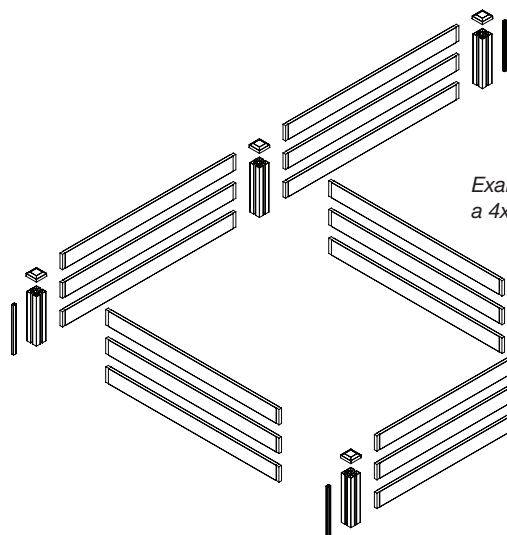
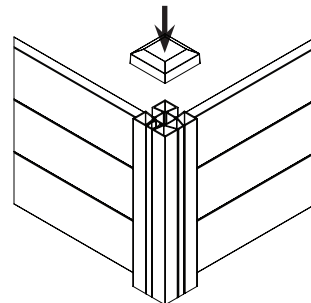
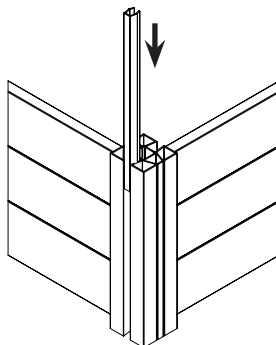
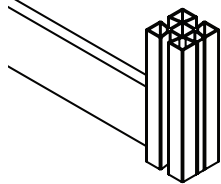
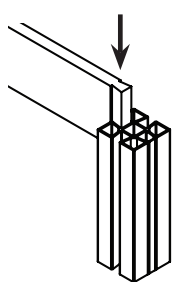
- Work gloves or gardening gloves
- Rubber mallet – if needed to gently tap in boards
- Landscape fabric or weed barrier

Assembly (may not show your exact garden bed size)

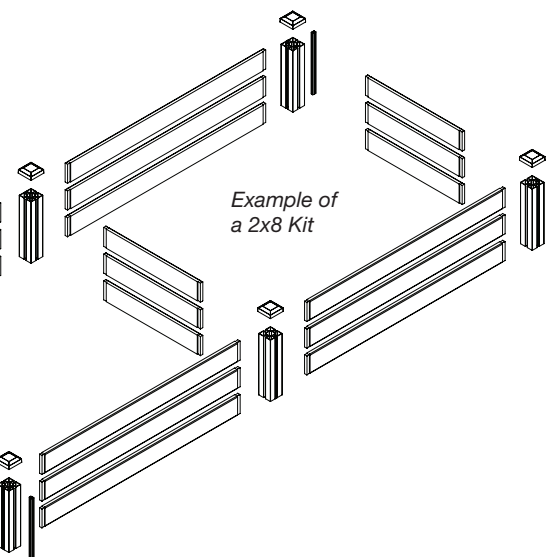
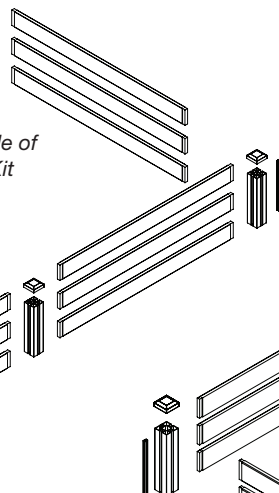
1 Slide boards into vinyl connectors.

2 Insert filler strips into open grooves of connectors at the corners.

3 Push vinyl caps onto connectors.



Example of a 4x8 Kit



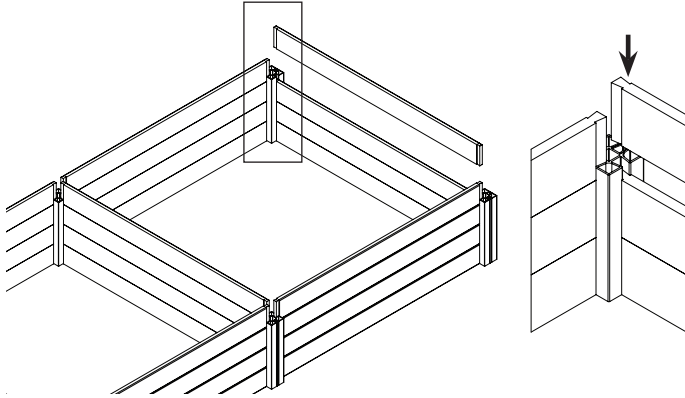
Example of a 2x8 Kit

See reverse side for combining kits

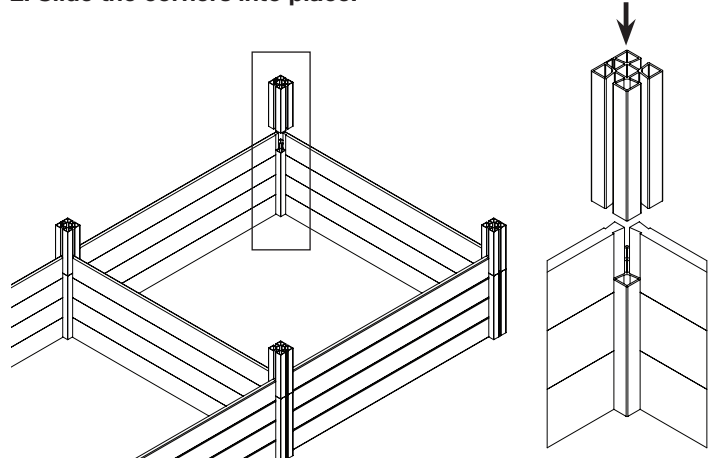
2X8 AND 4X8 RAISED GARDEN BED KITS (7", 11", 14" AND 18" HEIGHTS) – ASSEMBLY INSTRUCTIONS continued

Combine kits together to make a taller garden bed

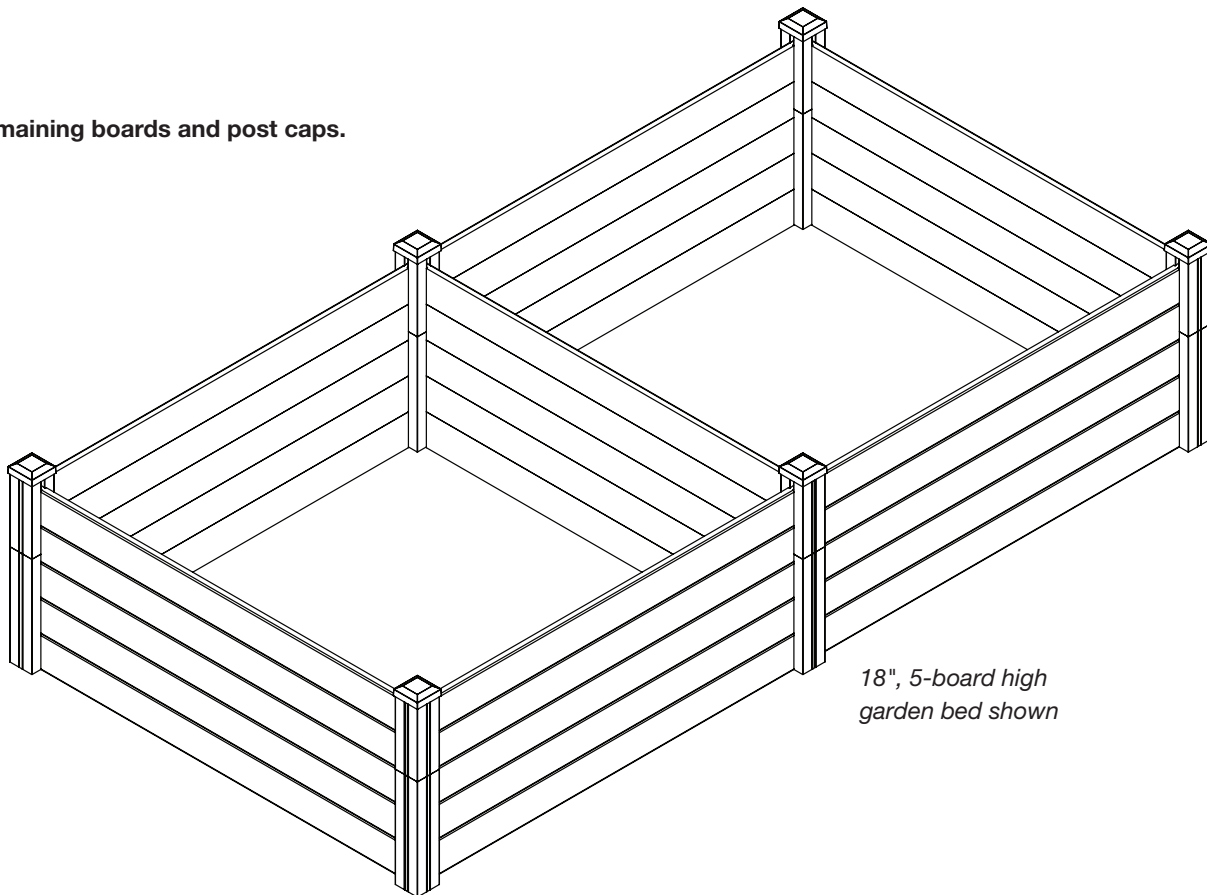
1. Slide boards from second kit into grooves to expand your garden bed.



2. Slide the corners into place.



3. Add remaining boards and post caps.



THE DIAGRAMS AND INSTRUCTIONS IN THIS BROCHURE ARE FOR ILLUSTRATION PURPOSES ONLY AND ARE NOT MEANT TO REPLACE A LICENSED PROFESSIONAL. ANY CONSTRUCTION OR USE OF THE PRODUCT MUST BE IN ACCORDANCE WITH ALL LOCAL ZONING AND/OR BUILDING CODES. THE CONSUMER ASSUMES ALL RISKS AND LIABILITY ASSOCIATED WITH THE CONSTRUCTION OR USE OF THIS PRODUCT. THE CONSUMER OR CONTRACTOR SHOULD TAKE ALL NECESSARY STEPS TO ENSURE THE SAFETY OF EVERYONE INVOLVED IN THE PROJECT, INCLUDING, BUT NOT LIMITED TO, WEARING THE APPROPRIATE SAFETY EQUIPMENT. EXCEPT AS CONTAINED IN THE WRITTEN LIMITED WARRANTY, THE WARRANTOR DOES NOT PROVIDE ANY OTHER WARRANTY, EITHER EXPRESS OR IMPLIED, AND SHALL NOT BE LIABLE FOR ANY DAMAGES, INCLUDING CONSEQUENTIAL DAMAGES.