

# wayfair® **Assembly Instruction**

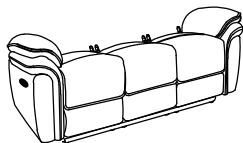




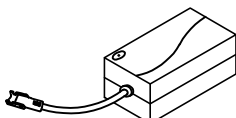
## Power Double Reclining Sofa



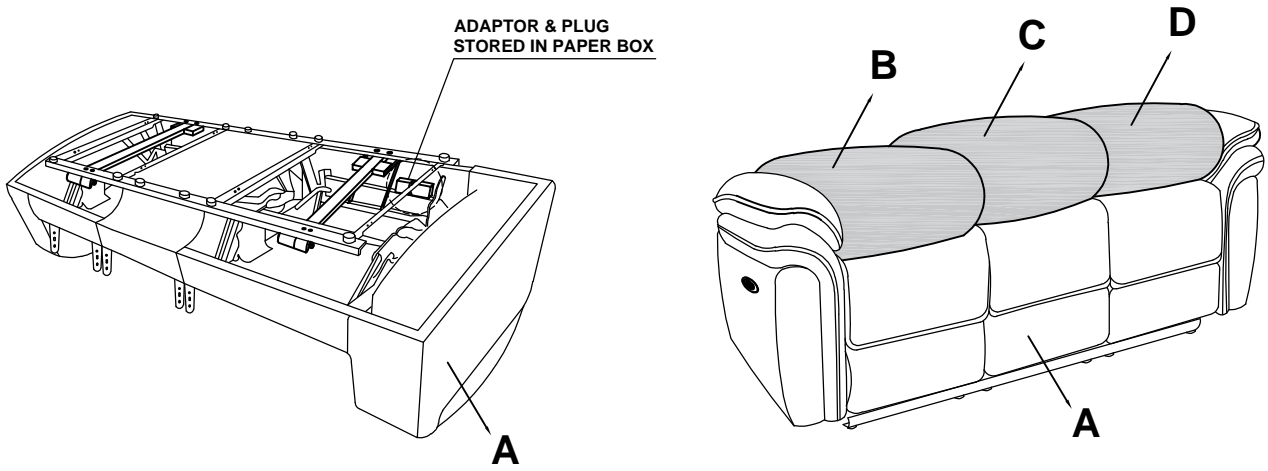
Hardware are stored at the bottom of sofa, please take out it for assembly hardware for assembly.

Note: Do not use power tools for assembly. Power tools increase the risk of over tightening which lead to splitting or cracking the wood.

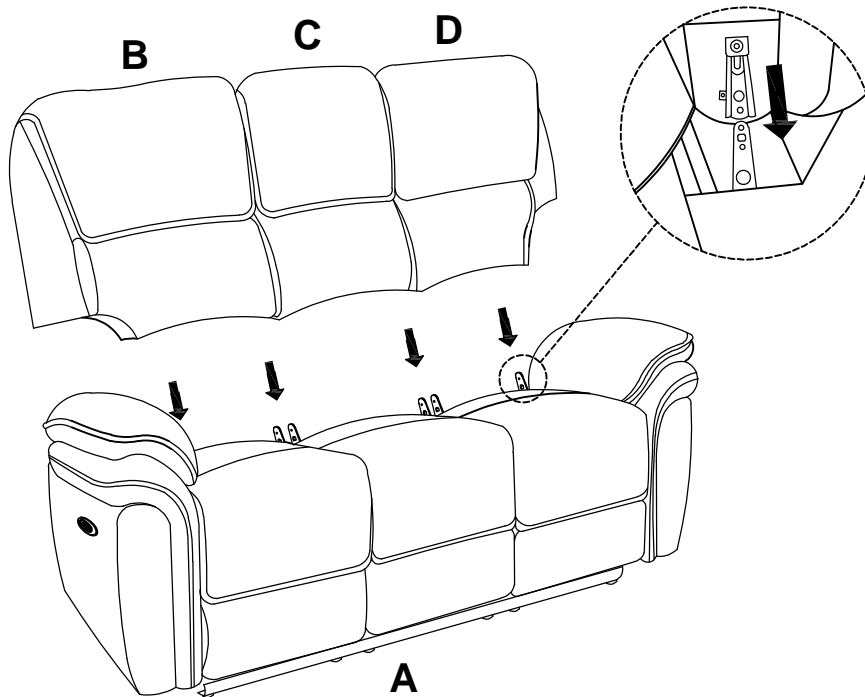
### Component list

No	Drawing	Qty	Description
<b>A</b>		<b>1</b>	<b>SEAT</b>
<b>B</b>		<b>1</b>	<b>LSF BACK REST</b>
<b>C</b>		<b>1</b>	<b>MIDDLE BACK REST</b>
<b>D</b>		<b>1</b>	<b>RSF BACK REST</b>
<b>E</b>		<b>1</b>	<b>PLUG</b>
<b>F</b>		<b>1</b>	<b>ADAPTOR</b>

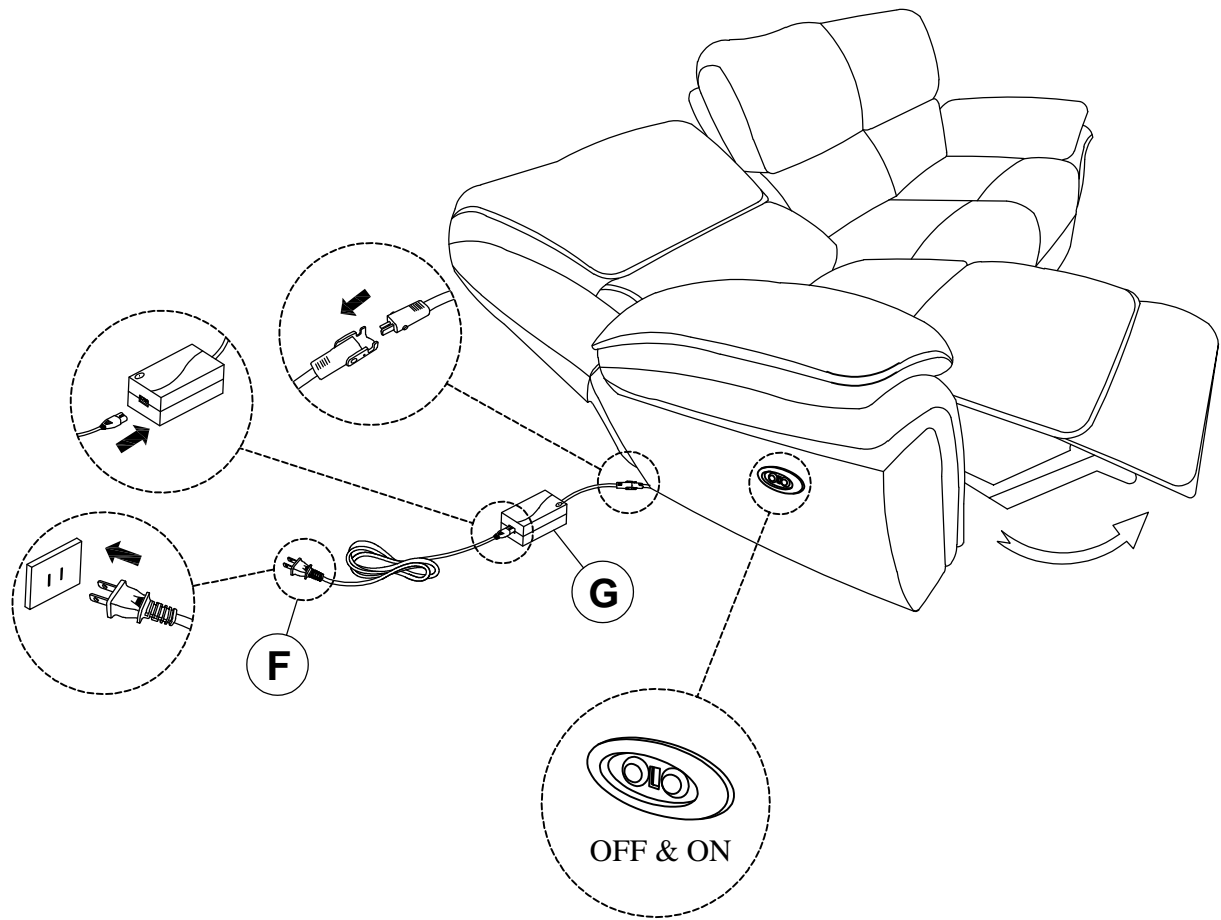
## Step #1



## Step #2



### Step #3



### Care Instruction for Polished Microfiber Fabric Furniture:

In order to maintain the original appearance of your Polished Microfiber Fabric Furniture, please follow below simple care procedures:

- Avoid exposing furniture directly to sunlight or heating and air conditioning outlets. Sunlight and or exposure to heating and air conditioning outlets will fade/damage Polished Microfiber Fabric.
- Vacuum or wipe with a soft cloth to remove dust.



For items use on wooden floor, hard surfaces or carpets, it is recommended to Install protective pads under all legs and supports to avoid/prevent from damages/scratches and discoloration.