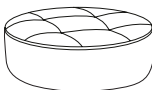



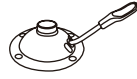


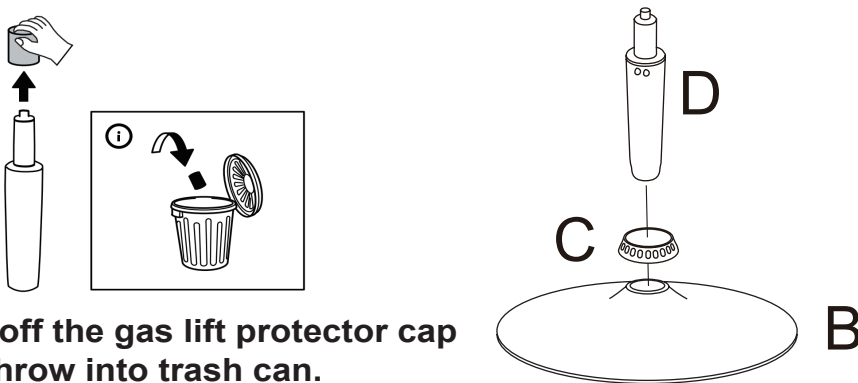


ASSEMBLY INSTRUCTIONS

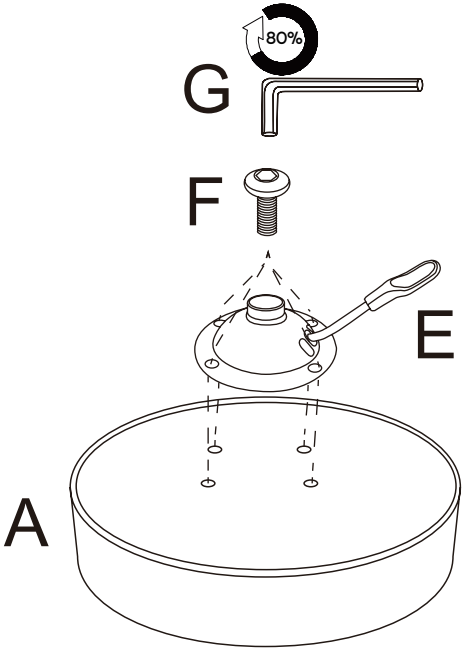
A ×1 	B ×1 	C ×1 	D ×1 	E ×1 	F ×4  M6×20mm	G ×1  M6
---	--	--	--	---	---	--

1



Take off the gas lift protector cap and throw into trash can.

2



Attention: All the screws in, and then tighten them

3

