

Assembly & Installation Instructions

CAUTION:

Warning: If any special control devices are used with this fixture, follow the instructions carefully to assure full compliance with N.E.C. requirements. If there are any questions, contact a qualified electric contractor.

Warning: California Residents Proposition 65. This product contains lead, a chemical known to the state of California to cause cancer and birth defects or other reproductive harm. Do not place the product in your mouth. Wash your hands after handling this product.

Caution: Electrician installation highly recommended. All glass is fragile, use care when handling glass component(s) and or lamp(s).

Read instructions carefully and turn electricity off at the main circuit breaker panel before beginning installation.

Advertencia: Si usa alguien dispositivo especial de control con este aparato de luz, siga las instrucciones cuidadosamente para asegurar la completa conformidad con los requisitos N.E.C. Si existe alguna duda, contacte un electricista calificado.

Precaución: Instalación de electricista altamente recomendada. El vidrio es frágil: Tenga cuidado al manipular el (los) elemento(s) de vidrio y/o la(s) bombilla (s). Lea atentamente las instrucciones y encienda la electricidad en el panel del interruptor principal antes de comenzar la instalación.

Important Notice: This is a generic instruction sheet used for various fixtures. Fixture shape and style may vary. Glass, Shade, Diffuser shape and style may vary.

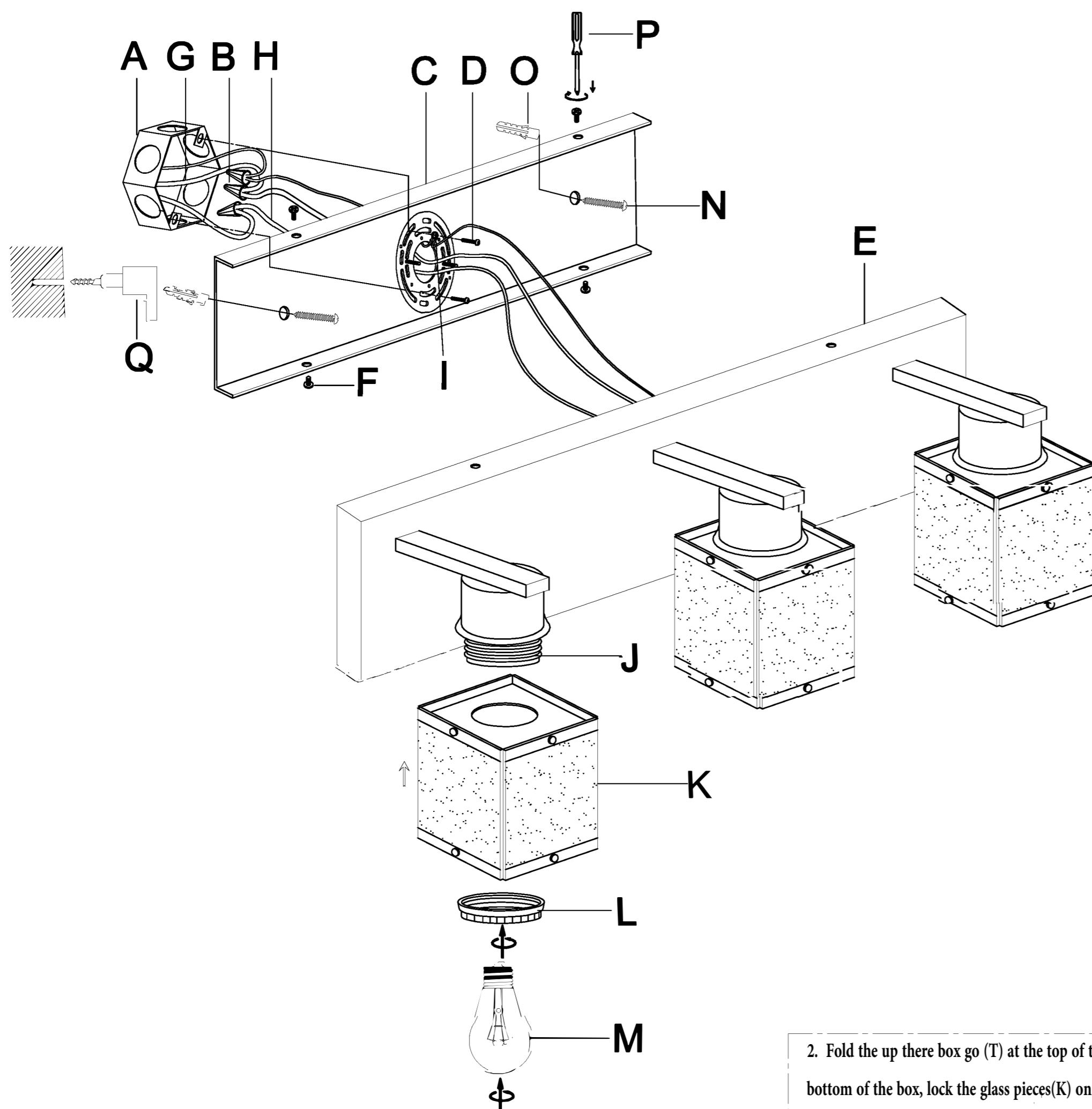
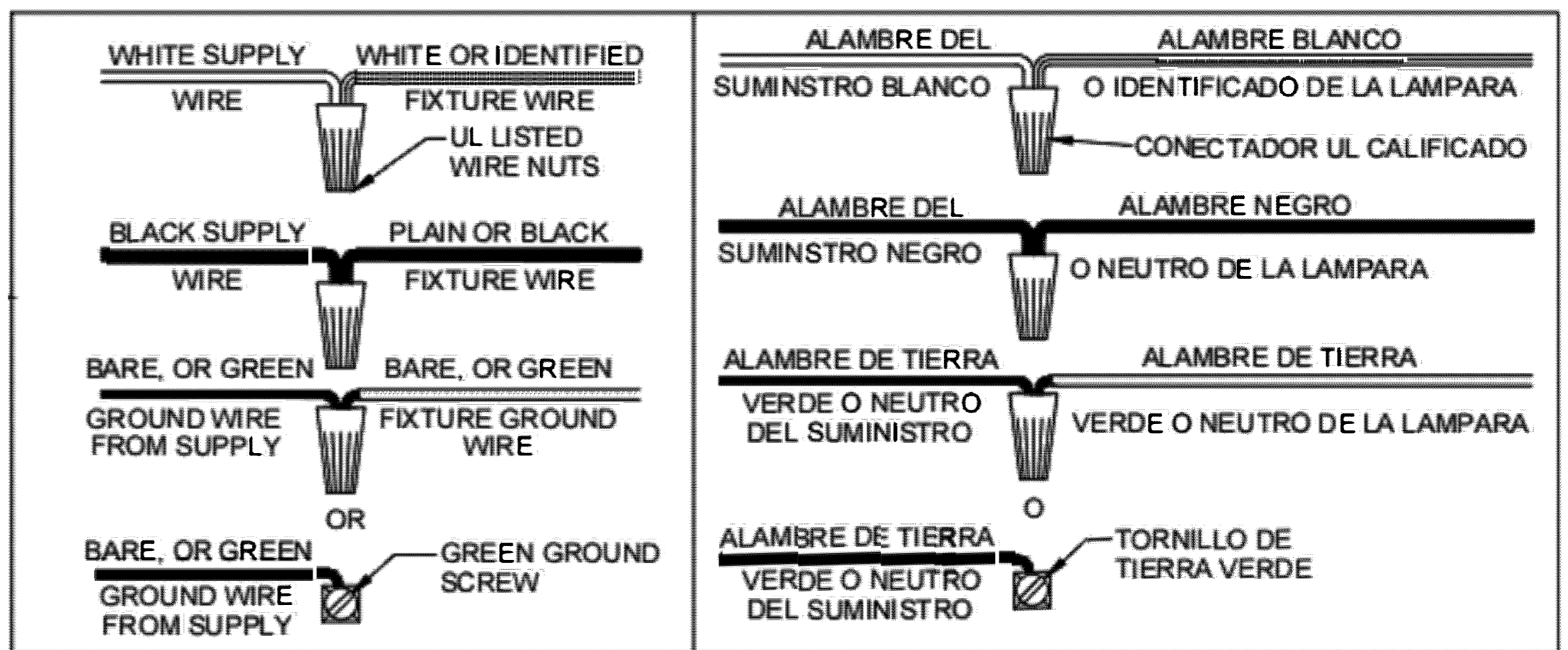
Aviso Importante: Esta es una hoja de instrucciones genérica utilizada para varios accesorios. La forma y el estilo del accesorio pueden variar. El vidrio, la sombra, la forma del difusor y el estilo pueden variar.

ASSEMBLY STEPS:

PASOS PARA ENSAMBLAR:

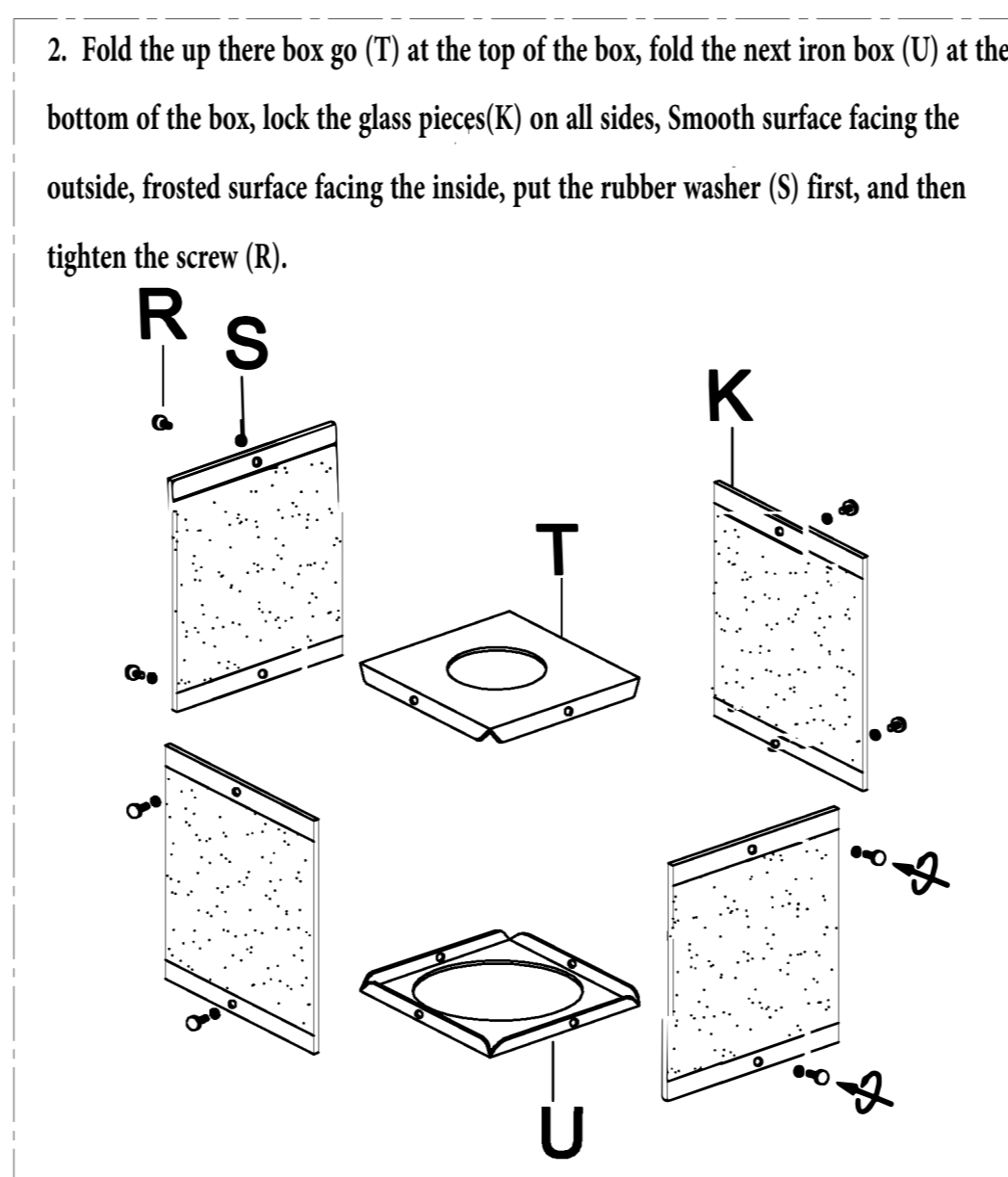
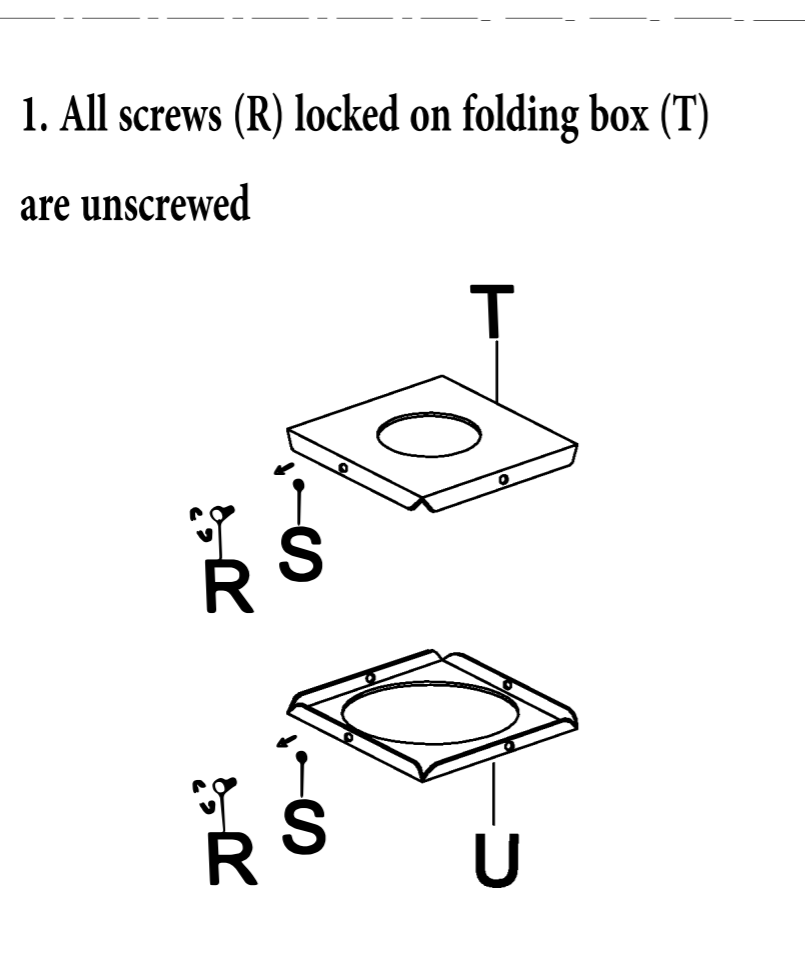
MODE D'ASSEMBLAGE:

- 1.D,C → A
- 2.H,G → B
- 3.F,E → C
- 4.L → J
- 5.M → J
- 6.N → O
- 7.K,R,S, → T,U



PARTS INCLUDING:

- (A) Junction box(Not included)
- (C) Mounting plate (1)
- (E) Back plate (1)
- (F) Machine Screws (4)
- (G) Leading Wires(Not included)
- (H) Wires (1)
- (I) Green ground screw (1)
- (J) Socket (3)
- (K) Glass (12)
- (L) Socket ring (3)
- (M) Light Bulb(Not included)
- (N) Wood Screws (2)
- (O) Wall Anchor (2)
- (P) Screwdriver(Not included)
- (Q) Tooling(Not included)
- (R) Long screws (24)
- (S) Rubber Washer (24)
- (T) Up there Box Go (1)
- (U) Next Iron Box (1)



ACCESSORIES ENCLOSED:

- (D) Mounting screws (2)
- (B) Plastic wire connector (3)