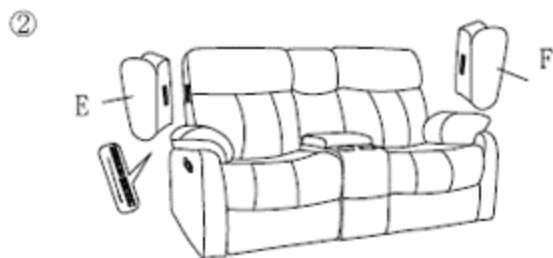
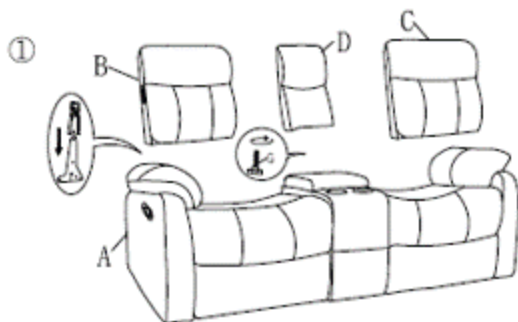









Please follow the drawings below to assemble the item



Assembly Instruction

PART LIST

NO.	DRAWING	QTY	DESCRIPTION
A		1	SEAT
B		1	LSP BACK REST
C		1	RSP BACK REST
D		1	CONSOLE BACK REST
E		1	LSP EAR
F		1	RSP EAR
G		2	BOLT