




Beach Tent

INCLUDES:

- Tent * 1pc
- Fiberglass pole * 3pcs
- Tent Stakes * 4pcs
- Carry Bag * 1 pc



Instruction Manual

Remove the accessories and tent from the carry bag and spread them out. Assemble the folded tent poles as you see in picture #1 below by unfolding each pole and inserting the sections together to form one long pole.

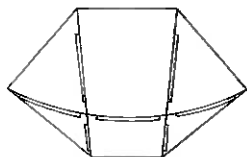
Push the longest pole into the channel A1 as you see in picture 2.

Push the shorter poles into the channel B1、B2 respectively as you see in picture #3.

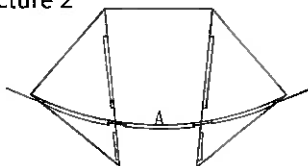
Insert poles end at the six corners into each plastic parts as you see in picture 4.

Tent using stakes positioned through plastic parts on the bottom of corner as you see in picture A. To fixed the tent on the ground firmly.

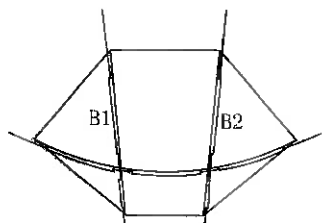
Picture 1



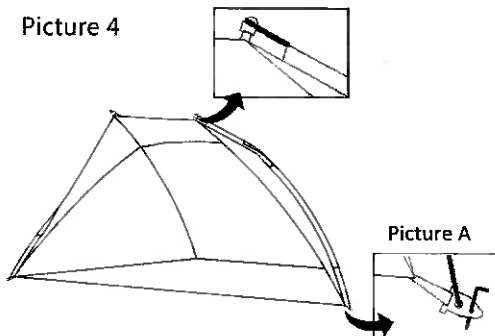
Picture 2



Picture 3



Picture 4



Picture A

