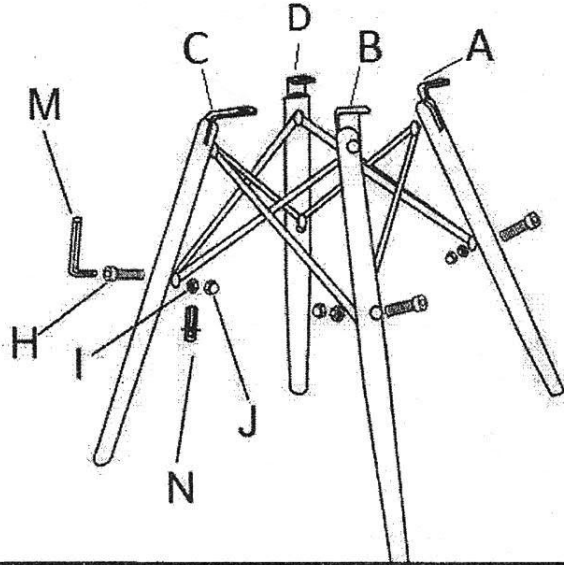
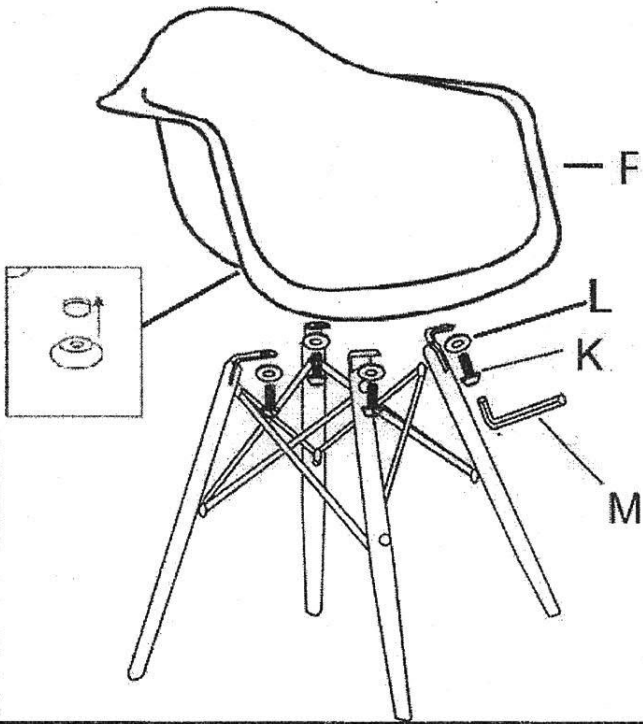



1. Insert "C" into leg rabet 2. "M" for "H", "N" for "I" twist tightly 3. put "J" on "I", "A.B.D" do same steps



1. "M" for "N", "N" for "I" twist tightly 2. put "J" on "I", left parts do same steps



1. remove 4pads from seat bottom 2. "M" twist "K.L" tightly



Finished

A		1pcs	F		1pcs	K		4pcs
B		1pcs	G		4pcs	L		4pcs
C		1pcs	H		8pcs	M		1pcs
D		1pcs	I		8pcs	N		1pcs
E		1pcs	J		8pcs			