


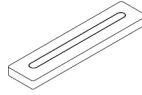
# ASSEMBLY INSTRUCTION



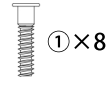
**A** × 1



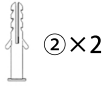
**B** × 1



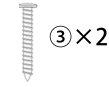
**C** × 3



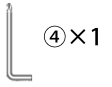
① × 8



② × 2



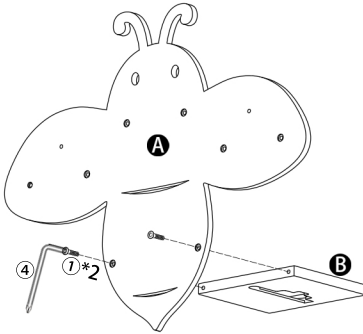
③ × 2



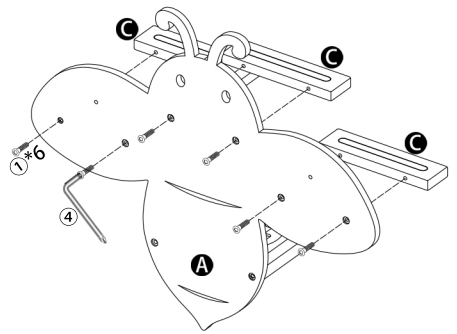
④ × 1




⑤ × 1



Screw parts A B together with screwdriver ④.



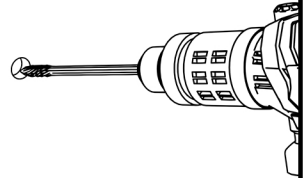
Screw parts A C together with screwdriver ④.



Mark the place where you want to install the shelf and check with a level.

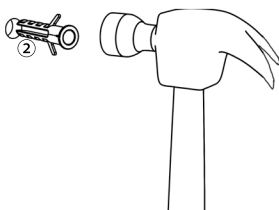
Drill holes in sequence at the marked positions.

**WALL**



**WALL**

Use a hammer to hammer the expansion tube into the drilling hole.



Use screwdriver to screw the long screws into the expansion tubes.

