
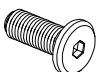


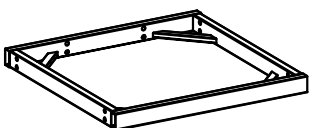
ASSEMBLY INSTRUCTION

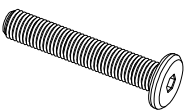



20 min




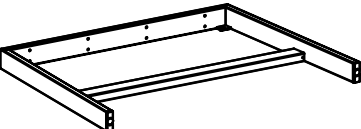
① x 2

 HW-ST-02-046
 (8 x 20)

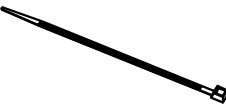
Ⓐ x 1

 SU-BE-SP-0139

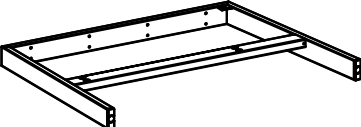
② x 12

 HW-ST-02-055
 (8 x 45)


Ⓑ x 1

 SU-OT-BF-0073


③ x 6

 HW-ST-04-492
 (50 x 30 x 3)

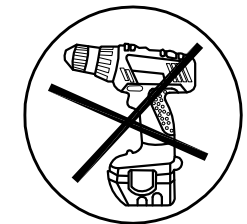
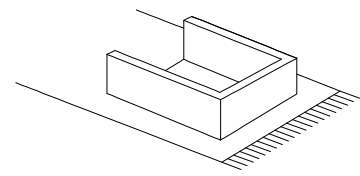

Ⓒ x 1

 SU-OT-LF-0195



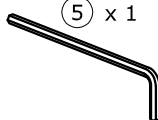
④ x 4

 MR06-20-4302504
 (5x250)

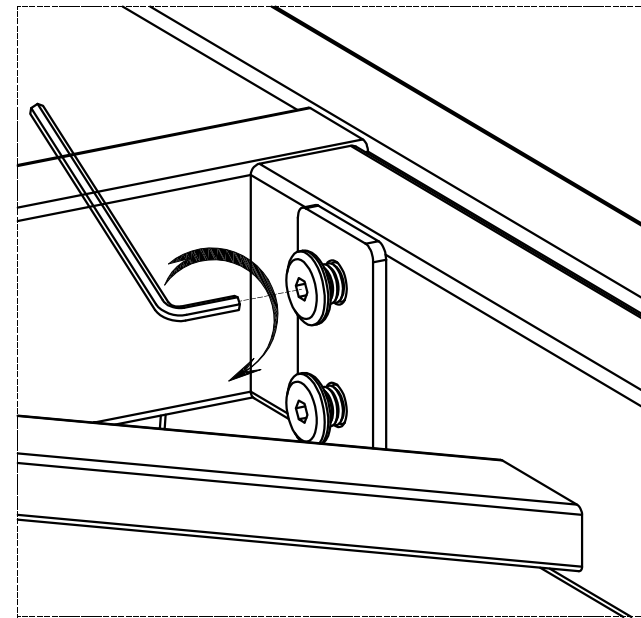
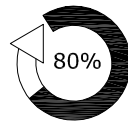
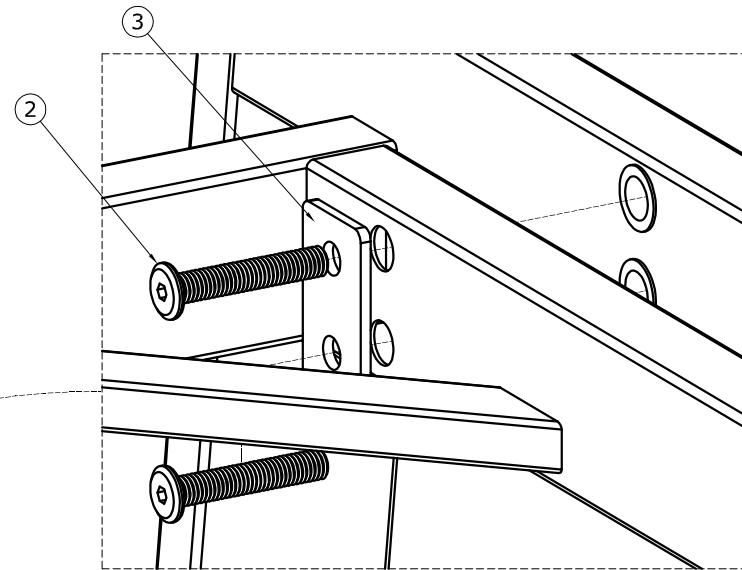
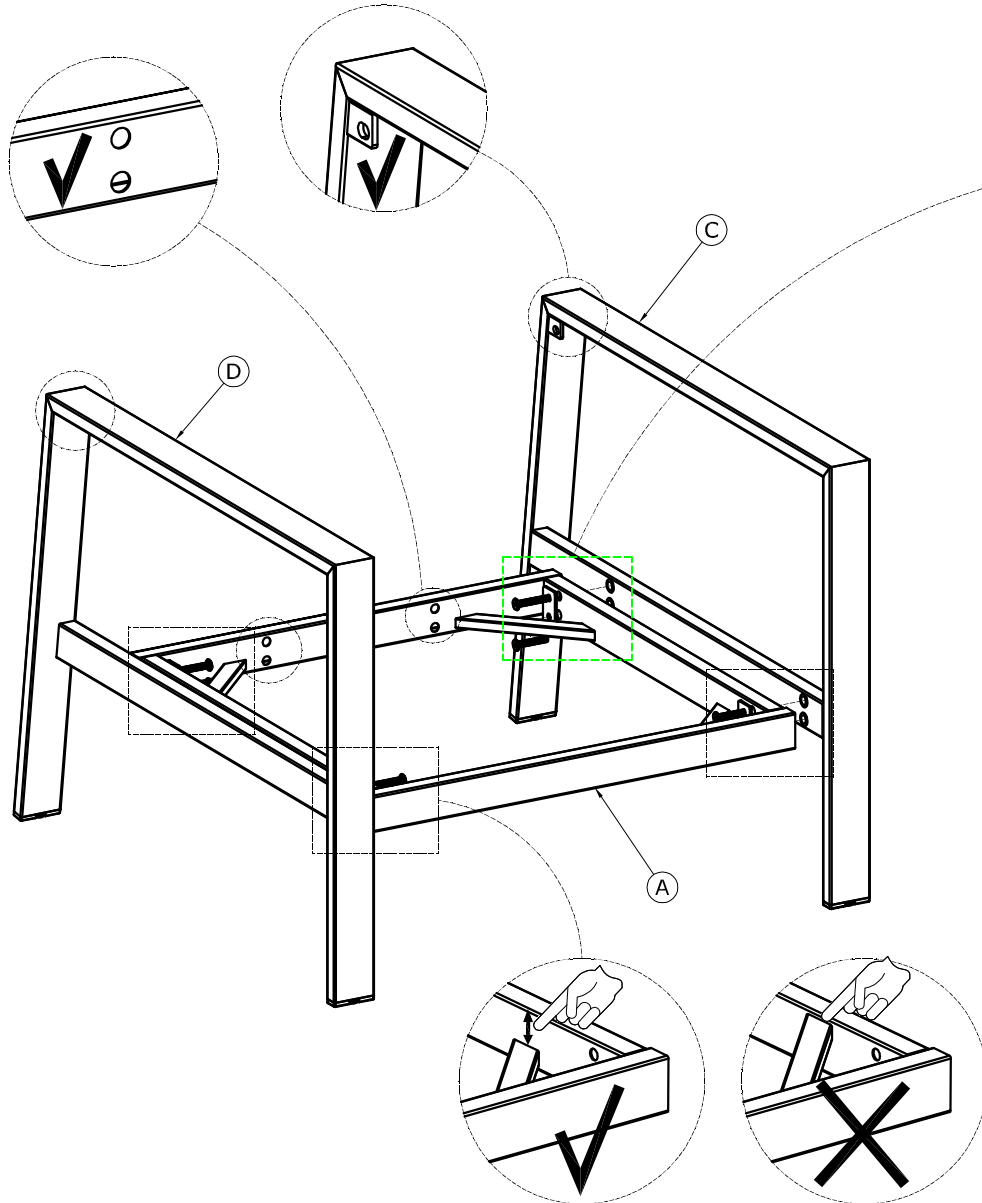
Ⓓ x 1

 SU-OT-LF-0198

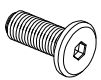
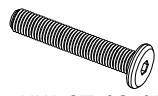

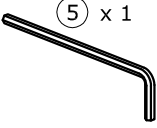
⑤ x 1

 HW-ST-18-001
 (4x98)

Ⓔ x 1

 SU-BE-ST-0444



<p>② x 8</p>  <p>HW-ST-02-055 (8 x 45)</p>	<p>③ x 4</p>  <p>HW-ST-04-492 (50 x 30 x 3)</p>	<p>⑤ x 1</p>  <p>HW-ST-18-001 (4x98)</p>
---	--	---



<p>① x 2</p>  <p>HW-ST-02-046 (8 x 20)</p>	<p>② x 4</p>  <p>HW-ST-02-055 (8 x 45)</p>	<p>③ x 2</p>  <p>HW-ST-04-492 (50 x 30 x 3)</p>	<p>⑤ x 1</p>  <p>HW-ST-18-001 (4x98)</p>
---	---	--	---

