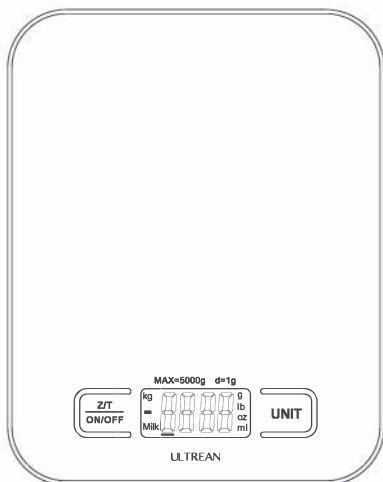


# Digital Kitchen Scale



## Instruction Manual

MODEL : UL-KS01

Thank you for purchasing the Digital Kitchen Scale by Ultrean.  
For proper use of this item and ensuring its accuracy and warranty, please read this manual carefully before using it.

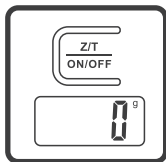
## Basic Characteristics

- High-Precision Sensor
- Weight Capacity:1g-5000g
- Division Value:1g
- LCD Display with Negative White Digital
- Automatic Zero Point Tracking
- Automatic Turn-Off
- Overload Prompt
- Unit-Conversion Switch (g/kg/lb/oz/ml/milk ml)

## Power Supply

This product adapts the environment-friendly design with extremely low energy consumption. The button battery is assembled at the factory. Please remove the insulating film of the battery after purchase and then you can use it. When the low voltage error prompt appears, please replace the battery.

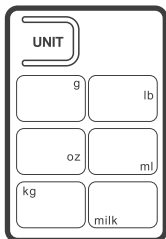
## Operation



Place the desired item(s) to be weighed within the container to calculate the net weight of the desired item(s).

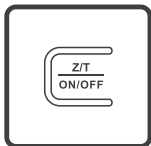
- 1.Press the ON button to turn on the scale.
- 2.No loading or weighing can be done before the display resets to zero.

## Unit Conversion



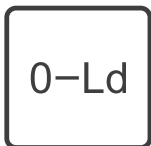
This product is designed with multiple units which can be converted manually by pressing the UNIT button until the LCD display indicates the desired unit of measurement.

## Turn-off & Reset manually




Press ON/OFF button for 2 seconds to manually turn off the digital kitchen scale at any time. Please press Z/T button to reset

## Overload Prompt



When this prompt symbol appears during weighting, it means the current load exceeds the maximum weight this product can handle. Please take off the object immediately to avoid damaging the scale's body.

## Low Battery Prompt



When the battery is low, the left display will prompt you and show "Lo". Please replace the battery immediately when you see this.

## Note

1. Don't put the product in water or clean it with corrosive chemicals.
2. After any plastic part of the scale body is stained with oil, spicy ingredients, vinegar or other stimulating substances, please clean it immediately.
3. Please place the scale on a hard flat surface when weighing. Do Not put it on a carpet, soft or uneven surface when using it.

---

## Customer Support

Should you encounter any issues or if you have any questions regarding your new product, feel free to contact our helpful Customer Support Team. Your satisfaction is our goal!  
Email: [support@ultrean.com](mailto:support@ultrean.com)

## Support Hours

Monday - Friday: 9:00 am - 5:00 pm PST

\* Please have your order invoice or order number ready before contacting customer support.





@ultrean

Website: [www.ultrean.com](http://www.ultrean.com)



Scan to Follow Us