

# Thank You For Shopping With COZAYH HOME

We value your feedback and want to hear from you. To let us know how we can improve your shopping experience, or to ask a specific question about your order, please find our contact information below.

**Customer Service Line: 1.312.600.5553 (M-F 9am-5pm Central Time)**






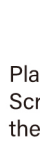
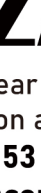

**Customer Service Email: Support@cozayh.com**

**Website: www.cozayhome.com**


SKU: F04023

## Assembly Instructions

Laying out all the parts and hardware and identifying each part as shown may help you when you assemble the table.

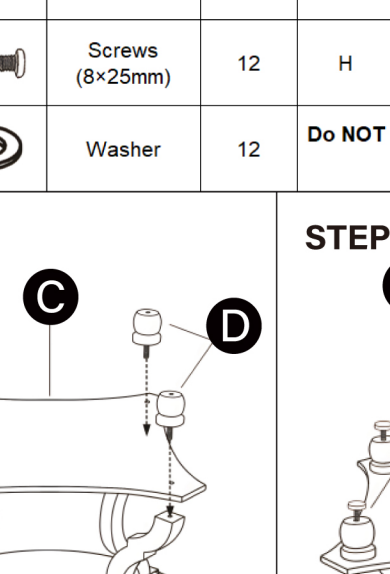
ITEM	PART	DESC.	QTY	ITEM	PART	DESC.	QTY	ITEM	PART	DESC.	QTY
A		Table Top	1	D		Ball Foot	4	G		Leveling Foot	4
B		Leg	4	E		Screws (8x25mm)	12	H		Allen Wrench	1
C		Lower Shelf	1	F		Washer	12	<b>Do NOT fully tighten the screws till you put on the lower shelf.</b>			

### STEP 1



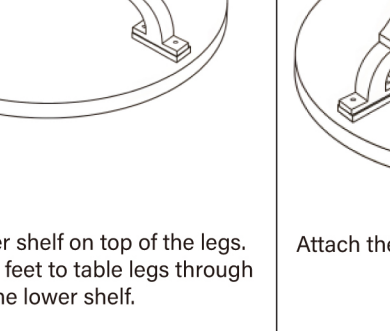
Flip the tabletop upside down. Attach four legs to the tabletop.

### STEP 2



Place the lower shelf on top of the legs. Screw the ball feet to table legs through the holes on the lower shelf.

### STEP 3



Attach the leveling feet to the ball feet.



### WARNING

- Do not dispose of any packaging or contents of the shipping carton until assembly is completed to avoid accidentally discarding small parts or hardware.
- Choking Hazard – Adult assembly required. It may contain small parts and sharp points.
- Do NOT use power tools.
- This product can hold a maximum load of 50 Lbs. Do NOT overload.



COZAYH HOME