8-04-2019

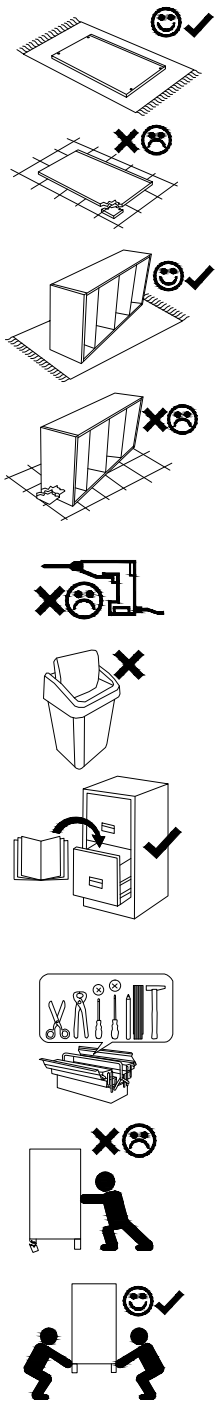

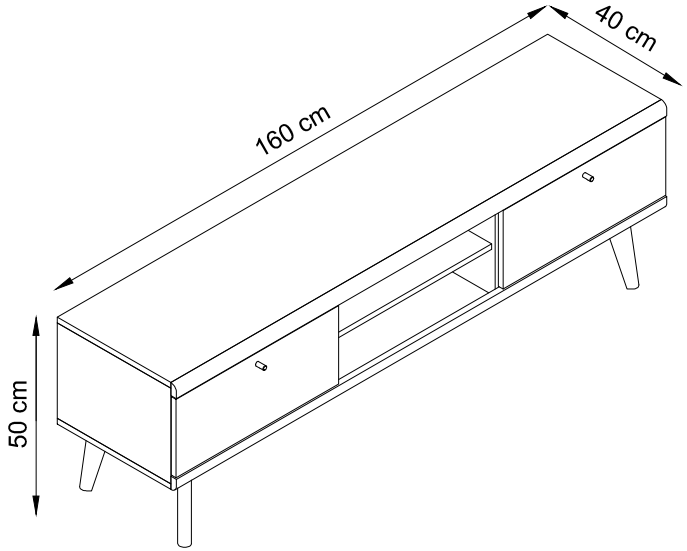

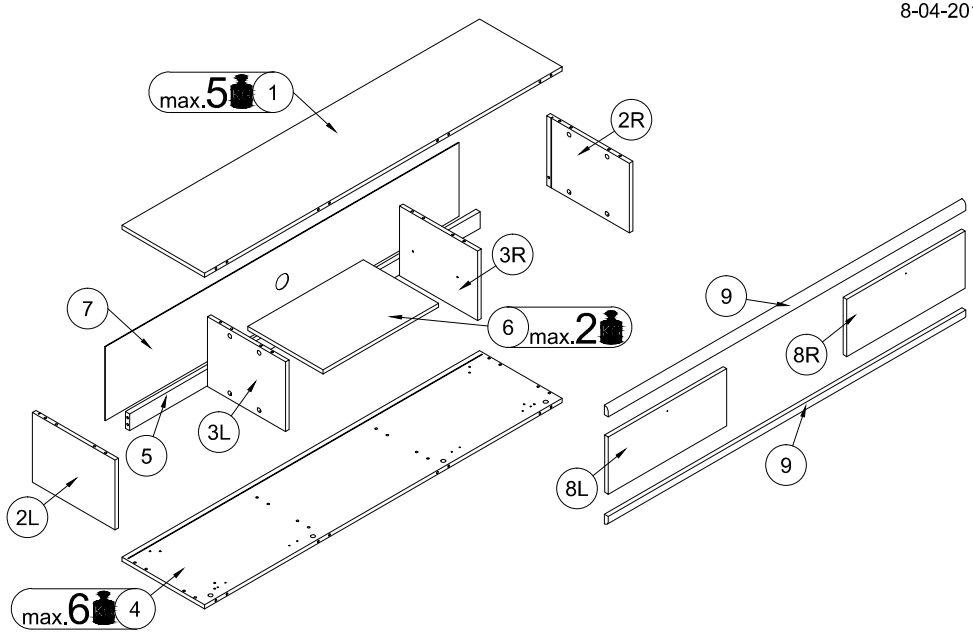

1/1							
1	160	x	38	x	1.6	cm
2L/2R	27	x	38	x	1.6	cm
3L/3R	27	x	35.9	x	1.6	cm
4	160	x	38	x	1.6	cm
5	156.7	x	12	x	1.6	cm
6	51.7	x	35	x	1.6	cm
7	158	x	28,2	x	0.25	cm
8L/8R	22.2	x	53	x	1.6	cm
9	160	x	3.7	x	1.8	cm

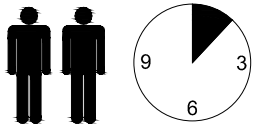

50 min.

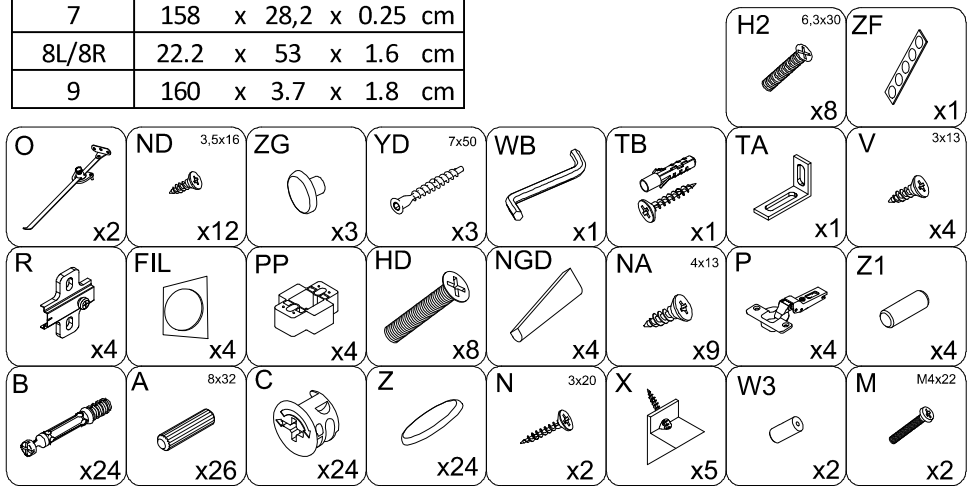

(D) Montageanleitung
(FR) Notice de montage
(NL) Handleiding voor de montage
(CZ) Montážní návod
(HU) Szerelési útmutató
(TR) Montaj talimati

(GB) Assembly Instructions
(IT) Istruzioni di montaggio
(PL) Instrukcja montażu
(SK) Návod na montáž
(RO) Instructiuni de montaj
(RU) Инструкции по монтажу

Uwaga • Upozornìní • Achtung • Attention • Caution • Figyelem
Attenzione • Opgelet • Внимание • Atenţie • Upozornenie • Dikkat



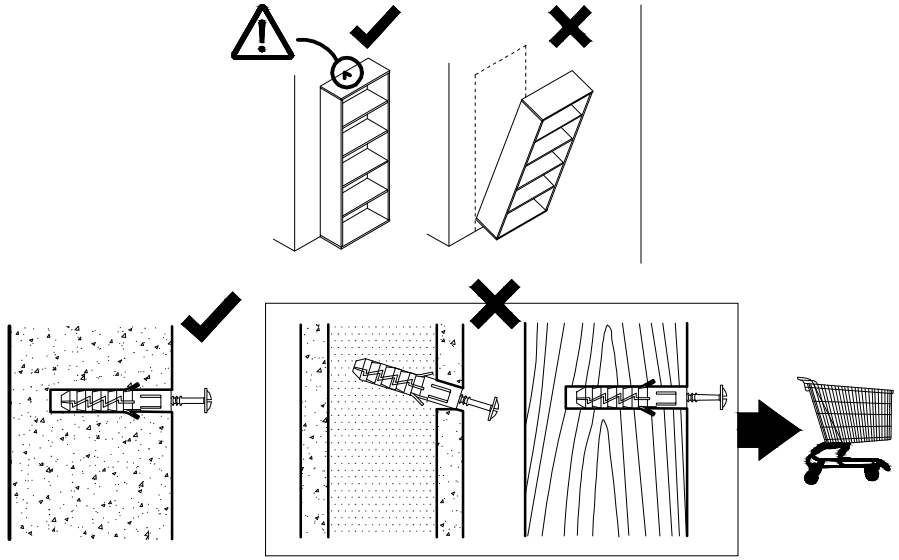

PL	Czyszczenie należy wykonać wyłącznie za pomocą ściereczki lub lekko nawilżonego ręcznika. Nie stosować środków czyszczących do szorowania.
CZ	Čistění je nutné vykonávat výhradně pomocí utěrky nebo lehce navlhčeného ručníku. Nepoužívejte čisticí prostředky obsahující abrazivní částice.
DE	Bitte nur mit einem Staubtuch oder leicht feuchtern Lappen reinigen. Keine scheuernden Putzmittel verwenden.
GB	Please only clean with a duster or damp cloth. Do no use any abrasive cleaners.
FR	Le nettoyage se fait uniquement á l'aide d'un torchon ou d'une serviette légèrement mouillée.
NL	Reinig alleen met een stofdoek of een lichtjes vochtige doek. Gebruik geen schurende poetsmiddelen.
IT	Pulire esclusivamente con un panno o un asciugamano umido.
HU	A tisztítás kizárólag törlőruha vary enyhén nedvesített törölköző segítségével végezhető. Súroló hatású tisztítószereket nem szabad használni.
RU	Очищайте от пыли тряпкой или слегка влажной ветошью.Не допускается применение чистящих средств, не пред-назначеннъіх для ухода за мебелью.
RO	Curățare trebuie effectuată numai cu o cârpă sau cu un prosop ușor umezit. Nu utilizați agenți de curățare abrazivi.
SK	Čistení je nutné vykonávat' výhradne pomocí utierky nebo l'ahko zvlhnutým ručníkom. Nepoužívajte čistiaci prostriedky obsahujúci abrazívni častice.
TR	Lütfen sadece bir toz beziyle veya hafif nemil yumuşak bir bezle siliniz. Aşindirici temizlik malzemeleri kullanmayiniz.

PL	Mocowanie do ściany jest jednocześnie zabezpieczeniem przed przewróceniem - koniecznie zamontować! Do niektórych rodzajów ścian koniecznie zastosować specjalne kołki mocujące.
CZ	Montáž na stěnu slouží jako ochrana proti převrhnutí - bezpodmínečně umístěte! U některých typů stěn může být zapotřebí speciální hmoždinka!
DE	Wandbefestigung dient als Kippschutz - unbedingt anbringen! bei einigen Wandtypen kann ein Spezialdübelo erforderlich sein!
GB	The wall fastening serves to prevent tipping - be absolutley sure to mount it! For certain wall types, a special wall plug may be necessary!
FR	La fixation murale sert de protection contre le basculement - à installer impérativement! Pour certains types de murs il faut des chevilles spéciales!
NL	Bevestiging aan de muur dient als kantelbescherming - zeker en vast bevestigen! Bij enkele muurtypes is een speciale plug misschien vereist!
IT	Il fissaggio alla parete serve da protezione anti-ribaltamento-attaccarla assolutamente! Per alcune strutture di parete può essere necessario un tassello speciale!
HU	A terméket a falhoz kel rögzíteni, különben az felborulhat! Eyges faltípusoknál speciális tiplit kell használni!
RU	Обязательно установите крепление на стене во избежание опрокидывания! Для некоторых типов стен может потребо- ваться специальный дюбель!
RO	Sistemul de fixare la perete servește ca protecție la răsturnare - de montat obligatoriu! Pentru unele tipuri de pereți este posibil să fie necesar un diblu special!
SK	Upevnenie ne stenu slúži ako ochrana proti prevráteniu - bezpodmienečne použite! Pre niektoré druhny stein môže byt' potrebná špecialna hmoždinka!
TR	Duvardaki sabitleme, devrilmeye karşı bir emniyet tedbiridir ve mutlaka monte edilmelidir! Bazi duvar tiplerinde bunun için özel bir dübel gerekli olabilir!

1

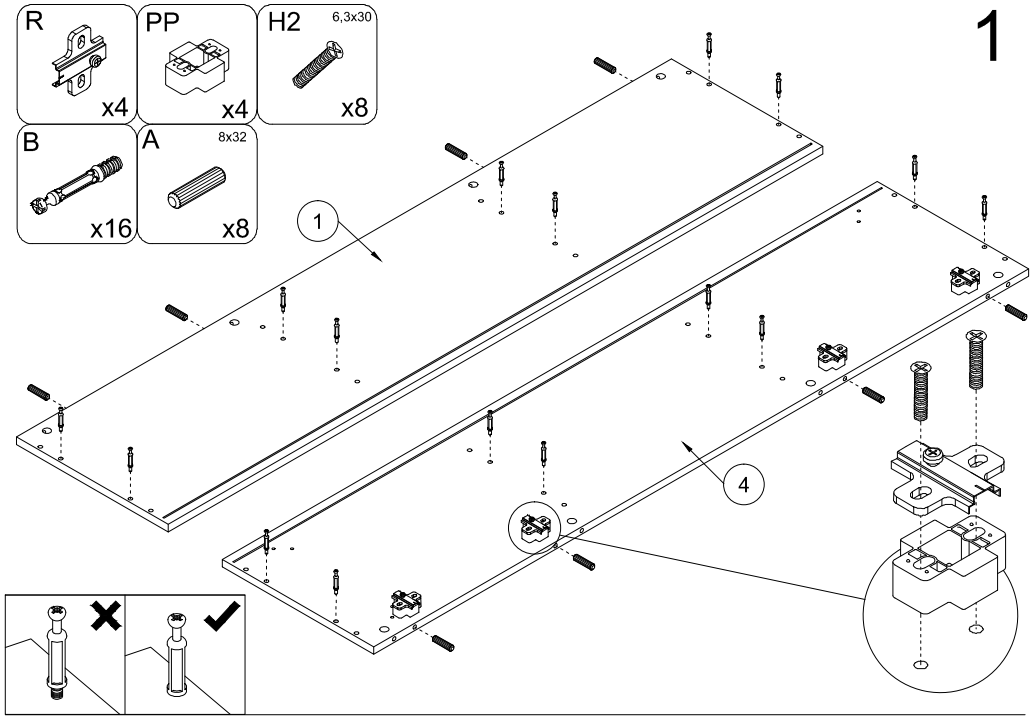
R
x4
PP
x4
H2
6,3x30
x8
B
x16
A
8x32
x8
1
4

2

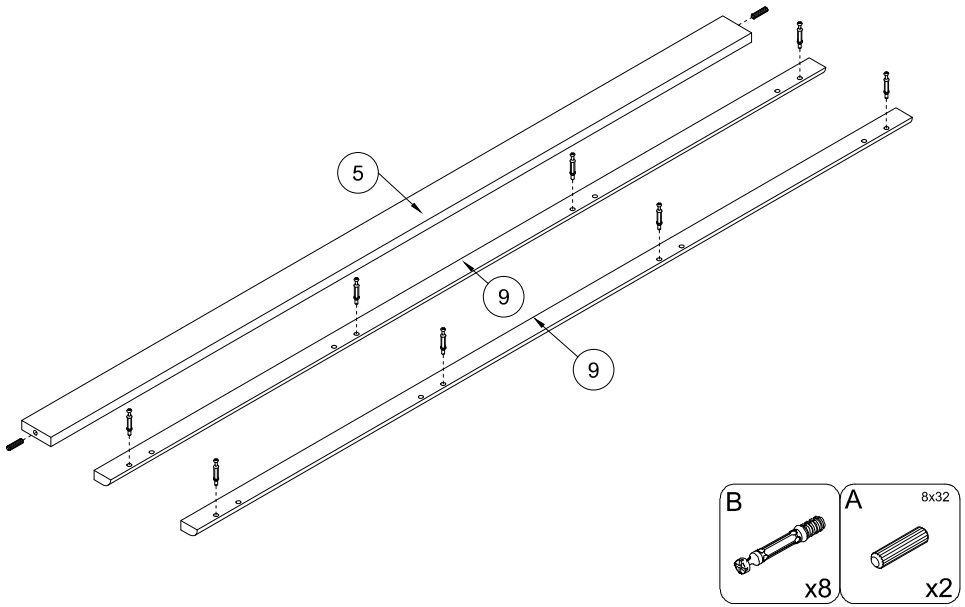
5
9
9
B
x8
A
8x32
x2

3

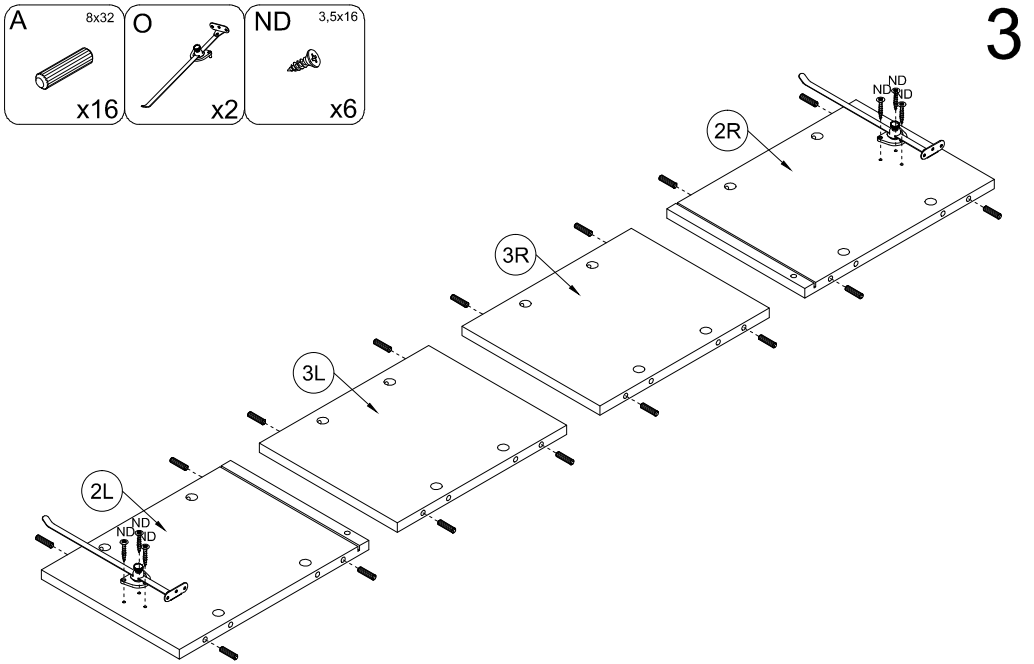
A
8x32
x16
O
x2
ND
3,5x16
x6
2R
3R
3L
2L
ND
ND
ND

4

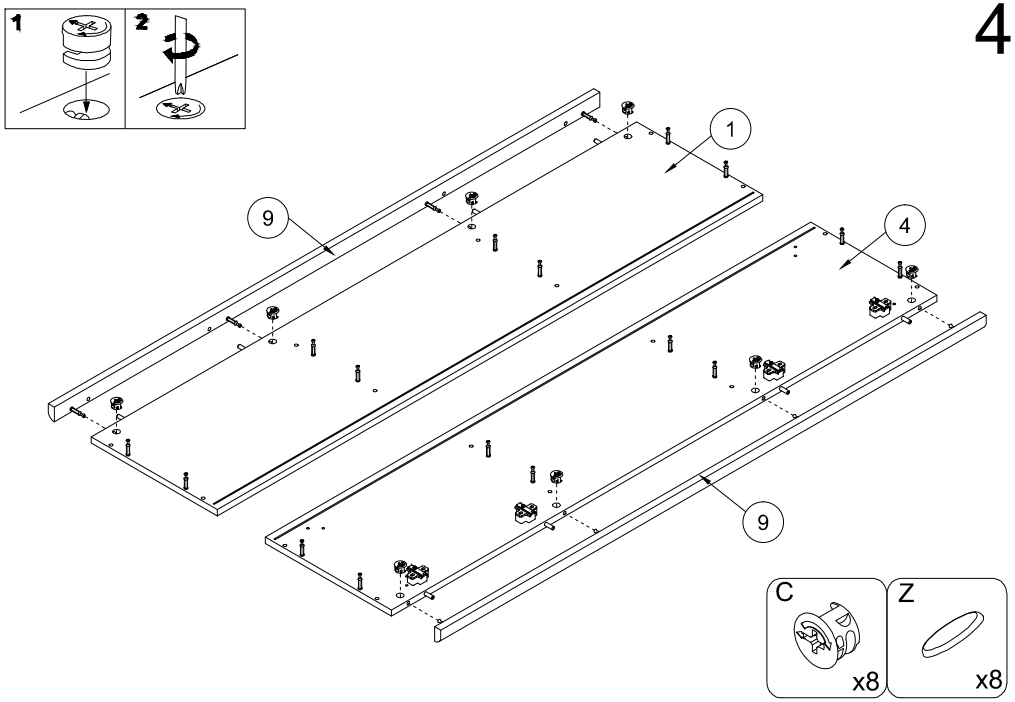
1
2
1
9
4
9
C
x8
Z
x8

5

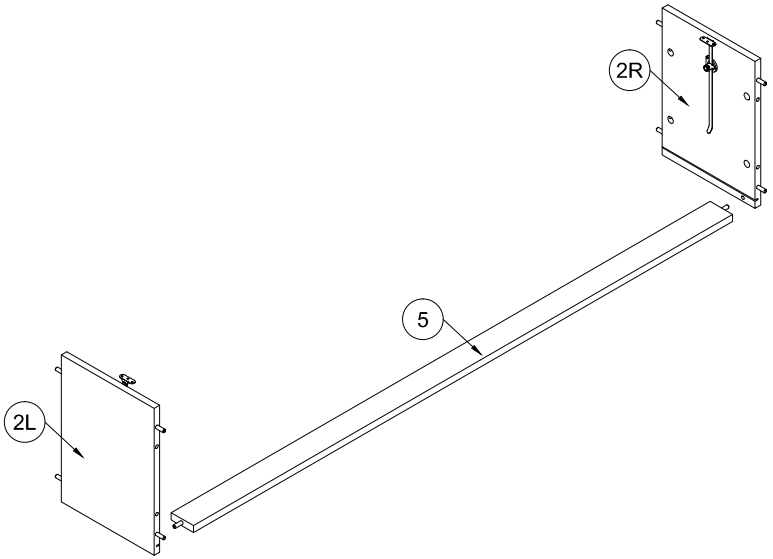

6

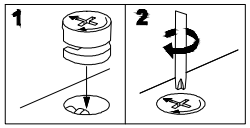

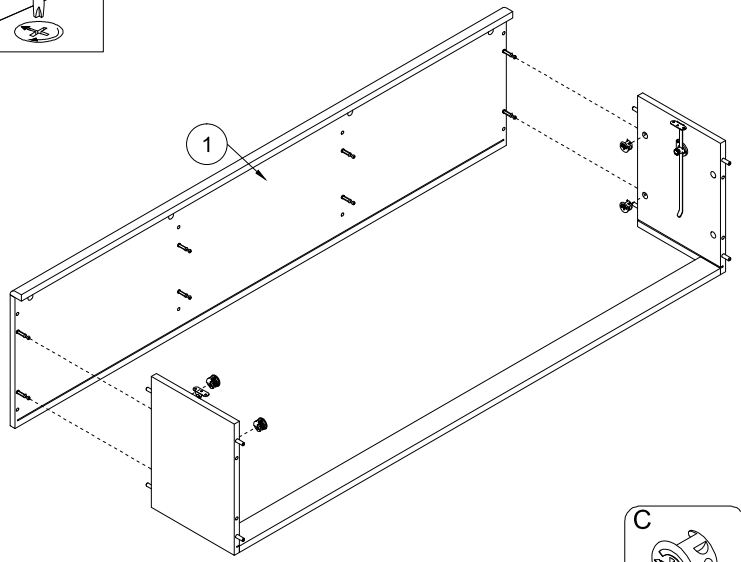

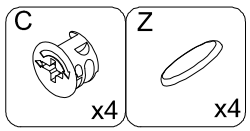

7

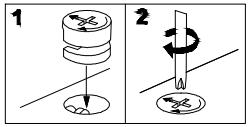

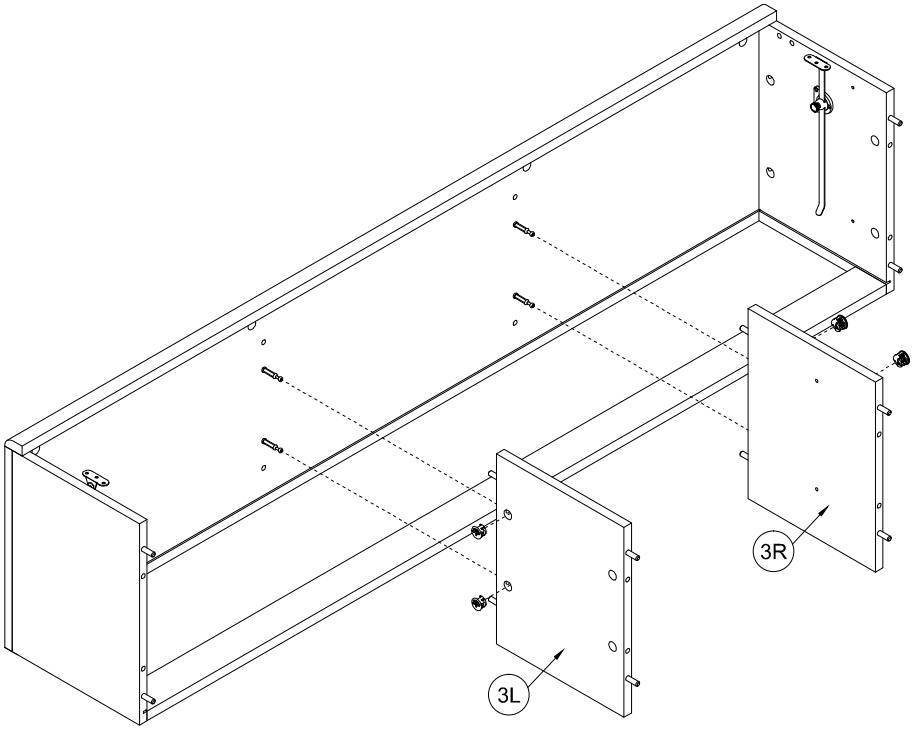

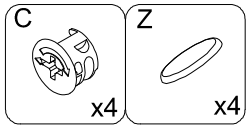

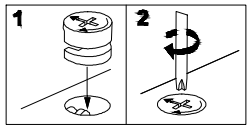
1
2

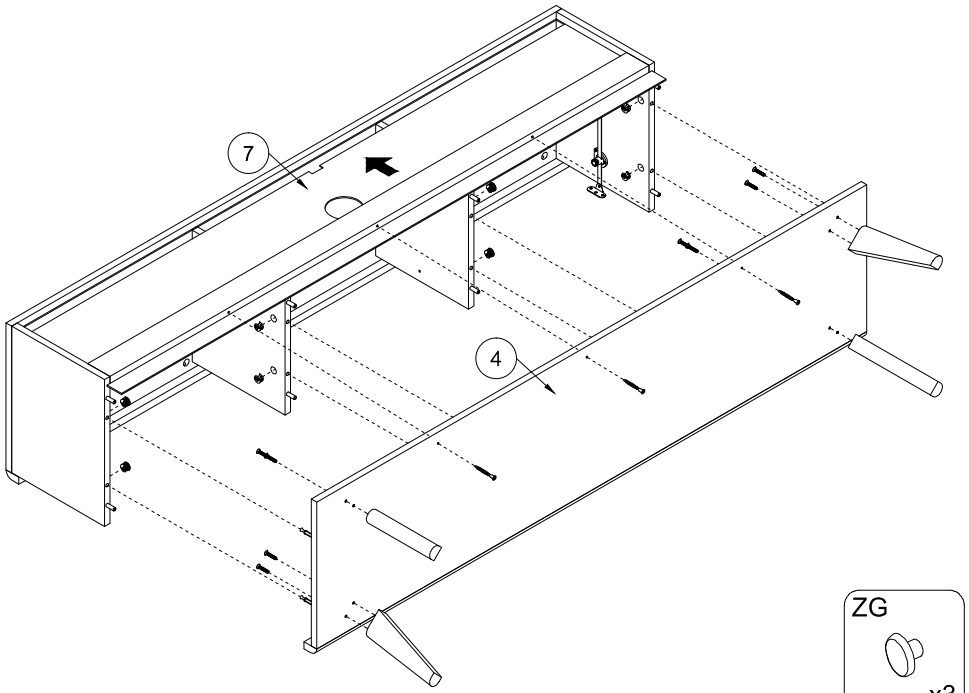
7
4

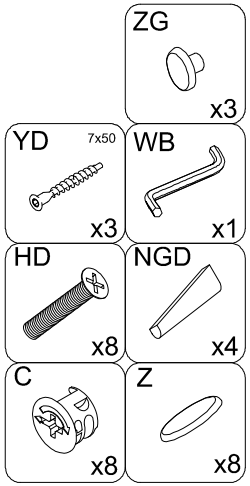
ZG
x3
YD
7x50
x3
WB
x1
HD
x8
NGD
x4
C
x8
Z
x8

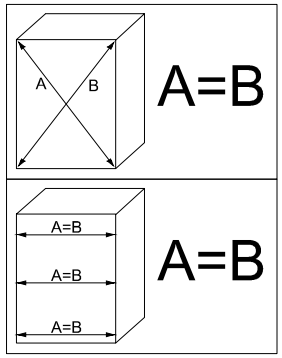
A
B
A=B
A=B
A=B
A=B

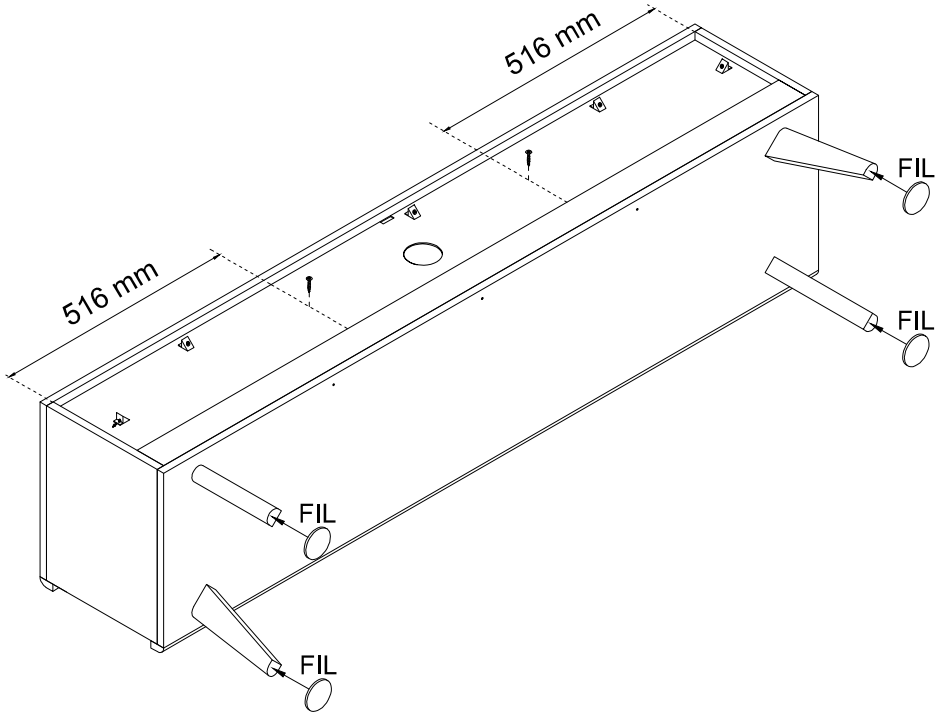
516 mm
516 mm
FIL
FIL
FIL
FIL

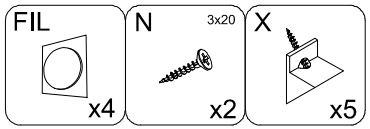
FIL
x4
N
3x20
x2
X
x5

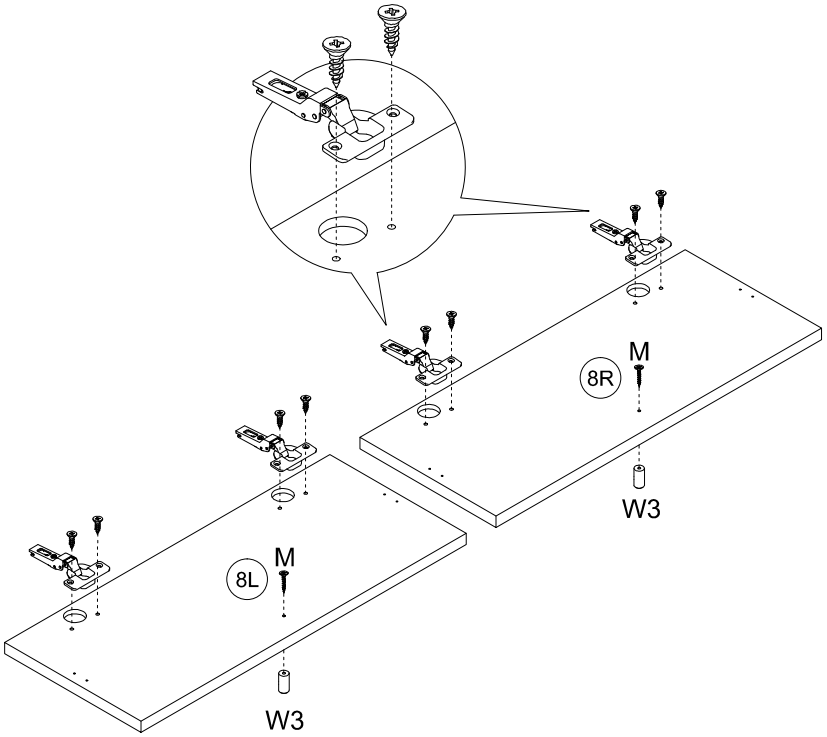

M M4x22 x2	W3 x2		
NA 4x13 x8	P x4		

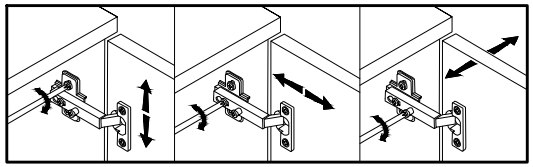

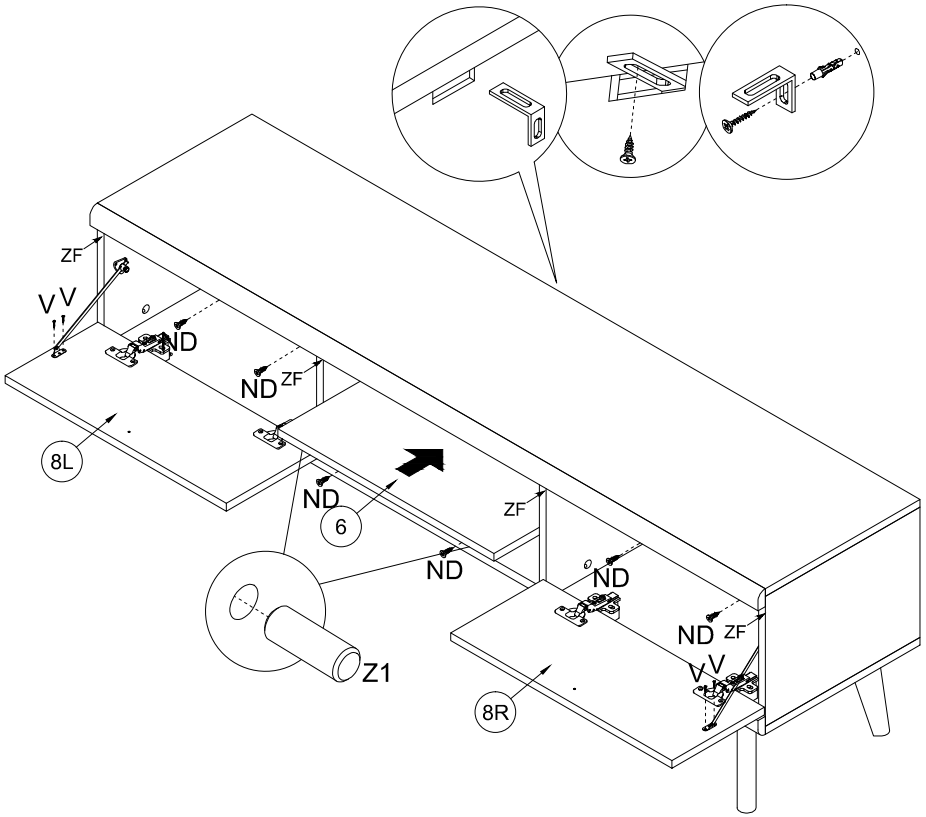

TB x1	TA x1	NA 4x13 x1	Z1 x4	V 3x13 x4	ND 3,5x16 x6	ZF x1