

Tel: 828-728-3261
www.americandrew.com

TOOLS REQUIRED:

None

BEFORE YOU START:

1. Check the parts against the parts list to make sure all items are present.
2. Assemble your furniture on a soft, flat surface to avoid scratching the finish.
3. **CAUTION:** Do not over tighten screws, nuts or bolts during assembly.
4. Your furniture may require occasional tightening.

INSTRUCTIONS:

1. Place nightstand upside-down on flat, clean, soft surface.
2. Attach feet to the bottom frame by turning them clockwise until tight. As shown in Figure 1.
3. Carefully turn the nightstand over to the upright position.
4. To level the nightstand, please adjust the levelers accordingly. As shown in Figure 2.




Figure 1

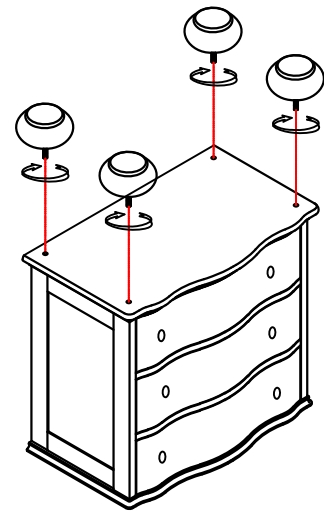



Figure 2



Thank you for purchasing furniture
from american d r e w!