









# ASSEMBLY INSTRUCTION

Thank you for purchasing this quality product. Be sure to check all packing material carefully for small parts, which may have come loose inside the carton during shipment. Identify and count all parts and compare with the Hardware List as below:

Queen Bed Part List				Hardware List			
Item	No	Description	Qty	Picture	No	Description	Qty
1	<b>A</b>	Panel Headboard	1		<b>①</b>	Knock Down Bolt	8
2	<b>B</b>	Panel Footboard	1		<b>②</b>	Lock Washer	8
3	<b>C</b>	Rail	2		<b>③</b>	Washer	8
4	<b>D</b>	Slat	4		<b>④</b>	Allen Key #5 mm	1
	<b>E</b>	Support	4		<b>⑤</b>	Screw For Support	4
King Bed Part List				Hardware List			
Item	No	Description	Qty	Picture	No	Description	Qty
1	<b>A</b>	Panel Headboard	1		<b>⑥</b>	Screw For Rail	8
2	<b>B</b>	Panel Footboard	1		<b>⑤</b>	Screw For Support	8
3	<b>C</b>	Rail	2		<b>⑥</b>	Screw For Rail	8
4	<b>D</b>	Slat	4	Note: Complete set of hardware pack	<b>⑦</b>	Phillips Head Screwdriver	1
	<b>E</b>	Support	8				

