

PARTS LIST / LISTE DES PIÈCES / LISTA DE PIEZAS
 DESCRIPTION / DESCRIPCIÓN : CURIO / VITRINE / VITRINA

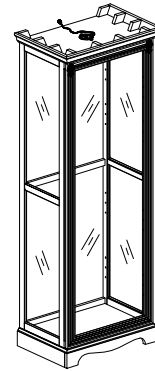
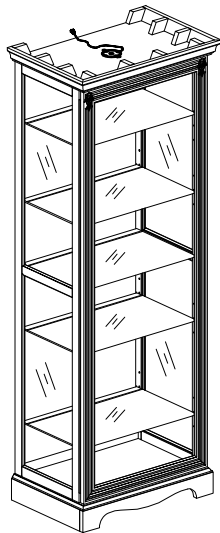
WARNING



Serious or fatal crushing injuries can occur from furniture tip-over. To help prevent tip-over:

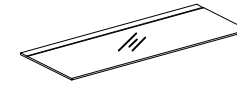
- install tipover restraint provided.
- Place heaviest items in the lowest drawers.
- Do not set TV's or other heavy objects on top of this product unless the product is specifically designed to accommodate them.
- Never allow children to climb or hang on drawers, doors, or shelves.
- Never open more than one drawers at a time (OR)
- Do not defeat or remove the drawers interlock system.

Use of tip-over restraints may only reduce, but not eliminate, the risk of tip-over.
 this is a permanent label. Do not remove!



A

x1 Curio
 x1 Vitrine
 x1 Vitrina



B

x5 Glass shelf *
 x5 Étagère en verre
 x5 Estante de vidrio



C

x18 Common Shelf Support *
 x18 Supports Pour Tablette
 x18 Soporte De Las Repisas

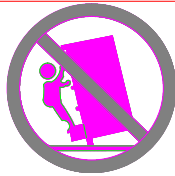


D

x1 Furniture Tipping Restraint
 x1 Systeme antibasculement
 x1 Control para evitar vulcos

* Replaceable Part

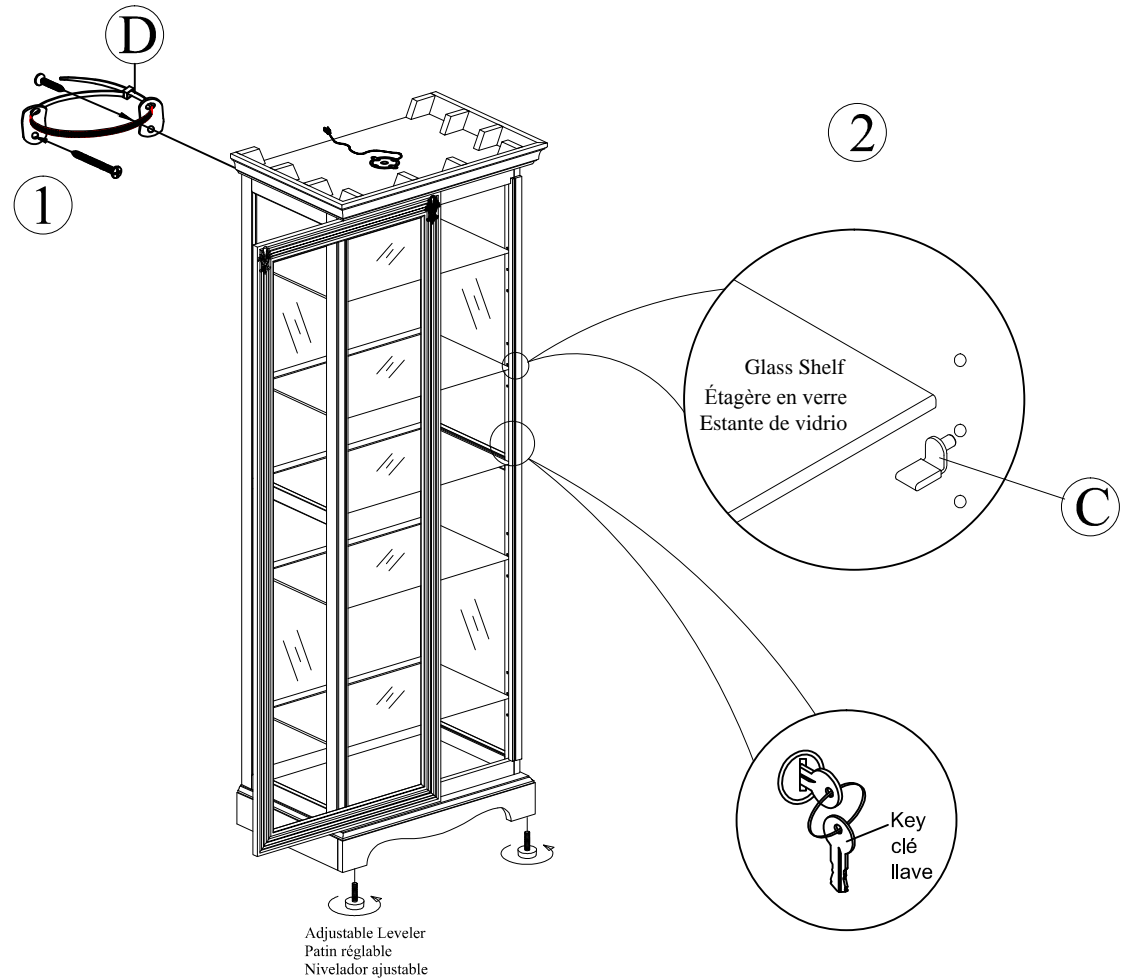
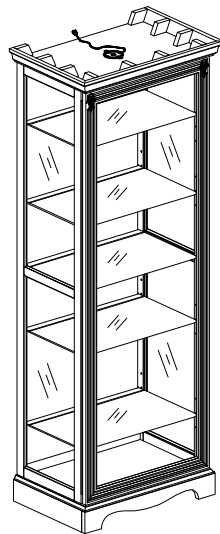
▲ WARNING



Serious or fatal crushing injuries can occur from furniture tip-over. To help prevent tip-over:

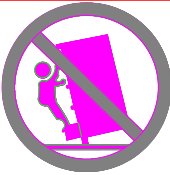
- install tipover restraint provided.
- Place heaviest items in the lowest drawers.
- Do not set TV's or other heavy objects on top of this product unless the product is specifically designed to accommodate them.
- Never allow children to climb or hang on drawers, doors, or shelves.
- Never open more than one drawers at a time (OR)
- Do not defeat or remove the drawers interlock system.

Use of tip-over restraints may only reduce, but not eliminate, the risk of tip-over. this is a permanent label. Do not remove!



REPLACEABLE PART / PARTIE REMPLACABLE / PARTE REEMPLAZABLE
 DESCRIPTION / DESCRIPCIÓN : CURIO / VITRINE / VITRINA

⚠ WARNING



Serious or fatal crushing injuries can occur from furniture tip-over. To help prevent tip-over:

- install tipover restraint provided.
- Place heaviest items in the lowest drawers.
- Do not set TV's or other heavy objects on top of this product unless the product is specifically designed to accommodate them.
- Never allow children to climb or hang on drawers, doors, or shelves.
- Never open more than one drawers at a time (OR)
- Do not defeat or remove the drawers interlock system.

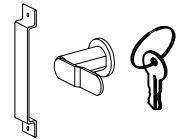
Use of tip-over restraints may only reduce, but not eliminate, the risk of tip-over. this is a permanent label. Do not remove!



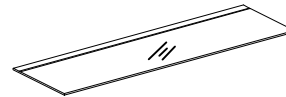
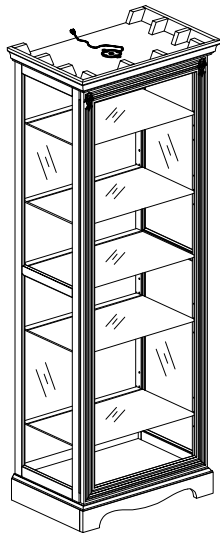
x2
 Common roller *
 Rouleau
 rodillo



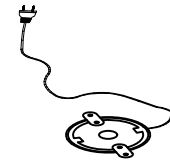
x18
 Common Shelf Support *
 Supports Pour Tablette
 Soporte De Las Repisas



x1
 Common Camlock with Key *
 Camlock
 Camlock



x5
 Glass shelf *
 Étagère en verre
 Estante de vidrio



x1
 Light fixture w/roll switch *
 lumière et interrupteur
 luz y interruptor

* Replaceable Part