

ASSEMBLY INSTRUCTION

ITEM NO : SQUARE BAR TABLE

Please read instructions carefully. Remove all wrapping material , staples and packing straps from the carton .Be sure you have all parts before you start assembling . Place all wooden furniture parts on a clean and flat soft surface , such as carpet or rug to prevent from being scratched .

CAUTION : 1)DO NOT FULLY TIGHTEN THE NUTS OR SCREWS INITIALLY UNTILL ALL THE NUTS AND 2)SCREWS ARE ASSEMBLED . TO AVOID CAUSING DAMAGE TO THE TREAD , DO NOT OVER-TIGHTEN






THE NUTS OR SCREWS .

KEEP ALL HARDWARE PARTS OUT OF RECH OF CHILDREN .

PARTS LIST

NO	DESCRIPTION	QTY
A	TABLE TOP	1
B	TABLE LEG	4
C	CROSS BAR	2

HARDWARE LIST

NO	DESCRIPTION	QTY
1	HEX COMB M8 x 60mm 	8
2	SPRING WASHER M8 	8
3	FLAT WASHER M8 x 22mm 	8
4	CSK-CB SCREW M4 x 32mm 	5
5	WRENCH #12.8 	1

