


ASSEMBLY INSTRUCTIONS

GROUP NO.: F4273/F4345

DESCRIPTION: NIGHT STAND

Caution: Please read instructions thoroughly before unpacking assembly parts. Sharp, exposed staple tips can cause injury, therefore, for your protection, please remove any exposed staple used in packing.

1. We recommend that you should assemble this product with the assistance of another person; this will make assembly easier, and will help to eliminate damage to the product or injury to persons during assembly.
2. Be sure to check all packing materials carefully for small parts that may have come loose inside the carton during shipment.
3. please do not over tighten screws or bolts.
4. Please put all parts on a non-abrasive floor before assembly, and follow the assembly steps to assemble your newly purchased product correctly and efficiently.



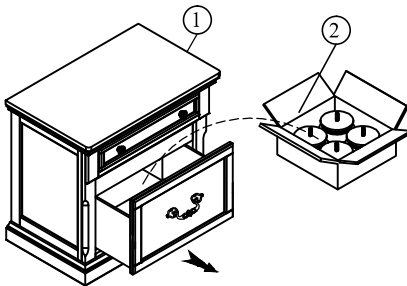
PART LISTS

NO.	DESCRIPTION	SKETCH	Q'TY
(1)	BASE		1PC
(2)	LEG		4PCS

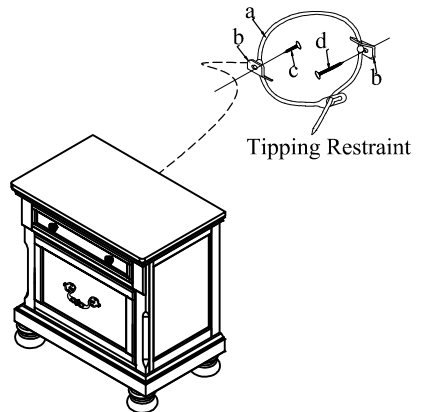
HARDWARE PACK

NO.	DESCRIPTION	SKETCH	Q'TY
a	ANTI-TIPPING		1PC
b	L BRACKET		2PCS
c	SHORT SCREW		1PC
d	LONG SCREW		1PC

STEP 1



STEP 3



STEP 2

