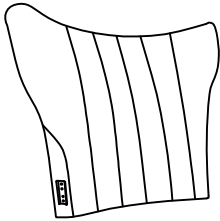
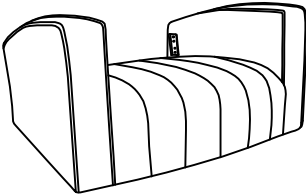
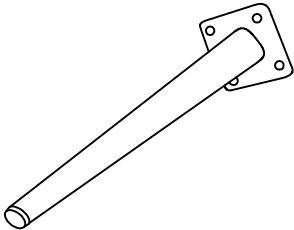
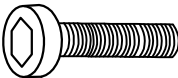



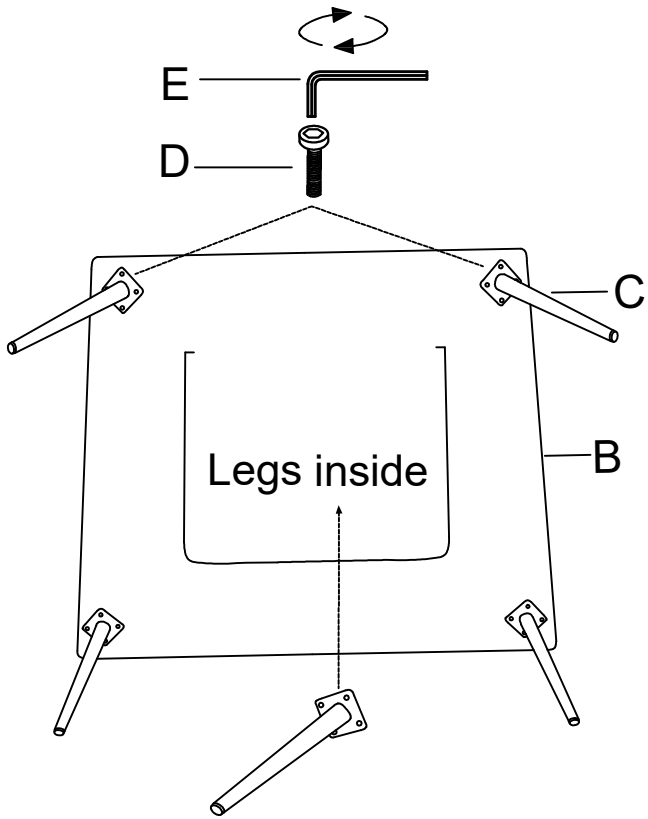
Assembly Instructions

Parts List

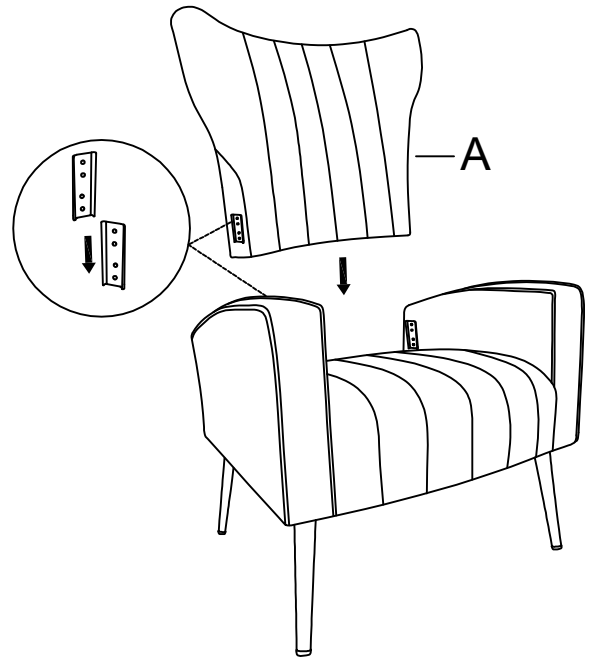
Label	Picture	Description	QTY
A	 A line drawing of a rectangular back cushion with vertical stripes and a small label on the bottom left corner.	Back Cushion	1
B	 A line drawing of a sofa with a backrest and seat, both featuring vertical stripes. A small label is visible on the backrest.	Sofa	1
C	 A line drawing of a metal leg, consisting of a long cylindrical tube attached to a square base plate with four mounting holes.	Metal Leg	4
D	 A line drawing of a hexagonal head screw with a threaded shaft.	Screw	16
E	 A line drawing of an L-shaped hex key wrench.	Wrench	1

Assembly Steps

①



②



③

