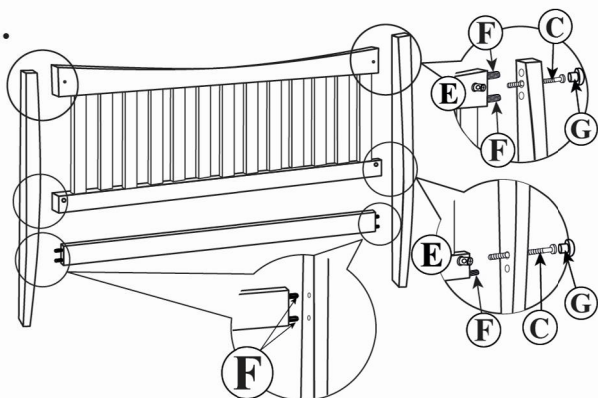


F/Q/K

1.

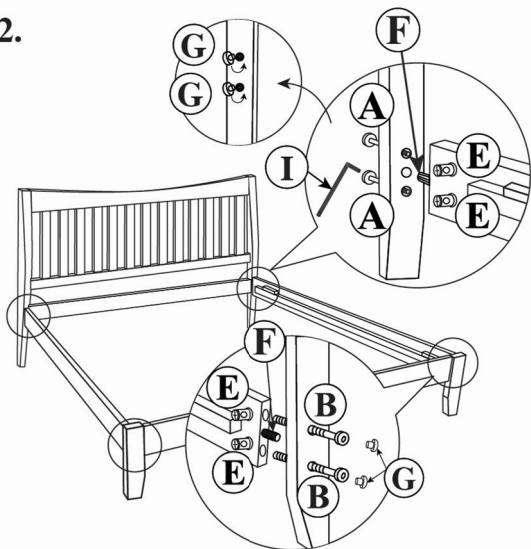


Attach the headboard post (P1) to the headboard (P2).

You will need to use hardware:

- C = 4pcs
- E = 4pcs
- F = 10pcs
- G = 4pcs

2.



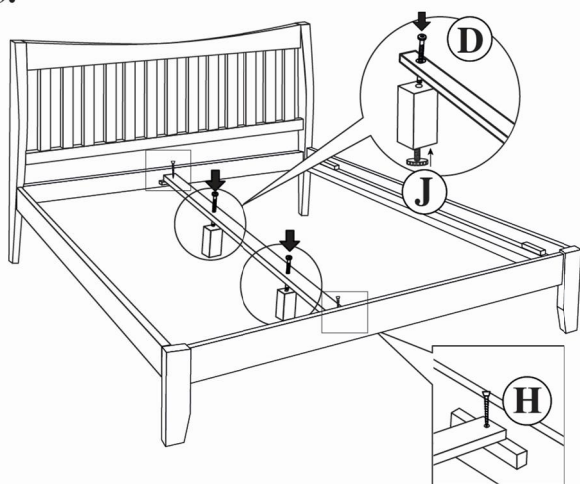
Attach the side rail (P3) to the headboard (P2) using hardware :

- A = 4pcs
- E = 4pcs
- F = 2pcs
- G = 4pcs
- I = 1pcs

Attach the side rail (P3) to the footboard (P4) using hardware :

- B = 4pcs
- E = 4pcs
- F = 2pcs
- G = 4pcs
- I = 1pcs

3.



Fix the adjuster (J) to the support leg (P6) using hardware :

- J = 2pcs

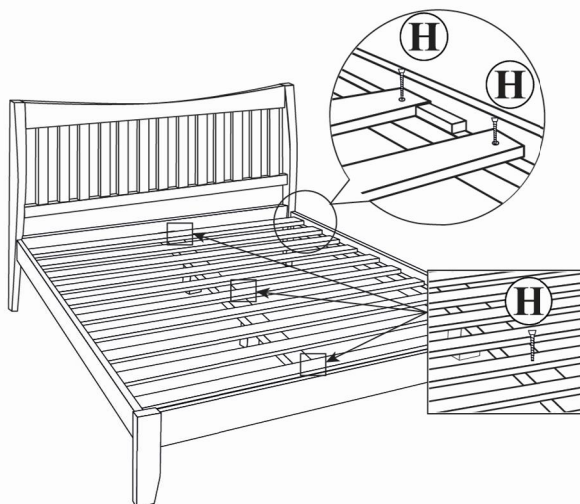
Attach the support legs (P6) to the centre rail (P5) using hardware :

- D = 2pcs

Attach the centre rail (P5) to the headboard (P2) and footboard (P4) using hardware :

- H = 2pcs

4.



Lay the slats (P7) between the side rail (P3) using hardware :

- H = 28pcs (F)
- or
- H = 30pcs (Q/K)


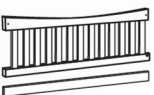





Attach the slats (P7) to the centre rail (P5) using hardware :

- H = 3pcs











WARNING!!

- Remove hardware from box and sort by size.
- Please check to see that hardware and parts are present prior start of assembly.
- Please follow attached instruction in the same sequence numbered to ensure fast and easy assembly.
- Do not use this bed if any part is broken, torn or missing.
- The assembly of this product requires two people.
- Do not use any power tools as this may damage the frame and will invalidate any claim.

PART LIST

P1		Headboard Post	= 2pcs
P2		Headboard	= 1pcs
P3		Side Rail	= 2pcs
P4		Footboard	= 1pcs
P5		Centre Rail	= 1pcs
P6		Support leg	= 2pcs
P7		Bed Slats (F) = 14pcs Bed Slats (Q/K) = 15pcs	

HARDWARE LIST

A		M6 x 100mm JCBC	4pcs
B		M6 x 90mm JCBC	4pcs
C		M6 x 60mm JCBC	4pcs
D		M6 x 50mm JCBC	2pcs
E		BARREL NUT	12pcs
F		Ø8 x 35mm WOOD DOWEL	14pcs
G		WOODEN PLUG	12pcs
H		M4 X 25mm SCREW (F) M4 X 25mm SCREW (Q/K)	33pcs 35pcs
I		ALLEN KEY M4	1pcs
J		ADJUSTER	2pcs

