

# DREAMS

IDEA

Instruction Manual



DREAMS/DEA

NO.S-CS0003 OTTOMAN

# NOTICE

THE PILLOWS ARE FILLED WITH CUT SPONGE,  
WHICH IS A PRODUCING TECHNIQUE.

WE PROMISE THAT ALL RAW MATERIALS  
USED ARE BRAND NEW, SAFE TO USE,

AND IN ACCORDANCE WITH LAWS AND REGULATIONS,  
WILL NOT EFFECT THE QUALITY AND SAFETY.

WE RECOMMEND ASK FOR PROFESSIONAL HELP IF NEEDED,  
AND WE ALSO PROVIDE INSTALLATION VIDEO WITH THIS INSTRUCTIONS,  
PLEASE CHECK THE STEPS CAREFULLY BEFORE YOU START.

IF YOU HAVE ANY QUESTIONS,  
PLEASE FEEL FREE TO CONTACT US ANYTIME.

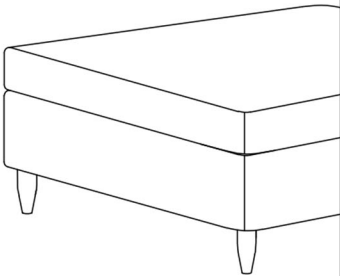
HAVE A GREAT DAY!



ITEM NO.S-CS0003 OTTOMAN

# WARRANTY

We strive to offer high quality product and we also try our best to satisfy each customer that order from us, no matter on products or services as needed. Each customer receives a record of their order, such as the order number or item receipt. For any items that are out of warranty period, you may still be able to purchase the replacement parts from our company if they are available.



Are you having difficulty  
with assembly? Missing parts?

Please contact us : [info@firstopintl.com](mailto:info@firstopintl.com)

Tel:(562)-781-3327

send an email with your order No. to us

For return, please check the return policy with  
the retailer or platforms you bought from.

Appreciate your purchasing from us.

Pop up your life by our furniture !

# MAINTENANCE AND WARNING

Please read the manual thoroughly  
before you start installing.

Please keep the product away from  
sharp object.

Packaging and small parts may have  
chocking hazard, please keep them away  
from children and pets.

Please clean the product according to each  
clean code, check the product description  
for more information.

Please keep the product away from  
fire.

If you have any other questions, please  
contact us, we will be glad to help you out.

If the product is placed under direct  
sunlight, the pattern or color might fade  
away overtime.

Check the product periodically to make  
sure everything is secured and tightened.

Always use proper tools for installation.

Do not jump on the product.



Around 15 min

# PRDOUCT DESCRIPTION

Elegant outlook, presenting a high class feeling to your living room

Corduroy fabric along with soft foam sponge, become high resilience cushions that offer you high quality relax

Firmly support solid wood legs and metal structure, giving support while long lasting

Highly customizable, simply connect them with everything we provide, and put them anywhere, anyway you want

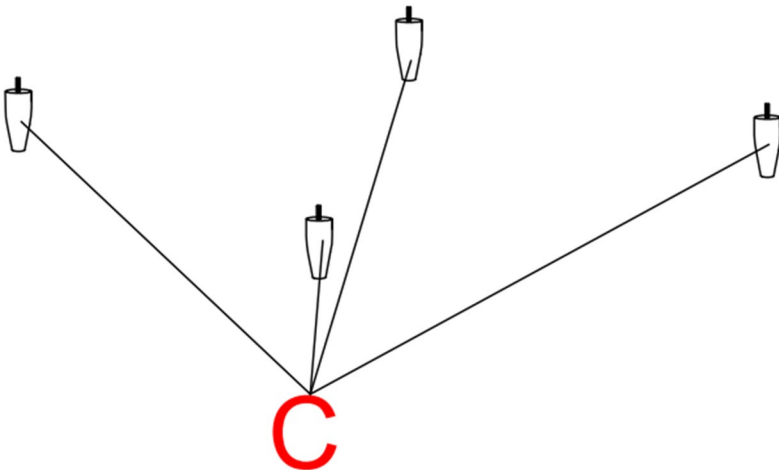
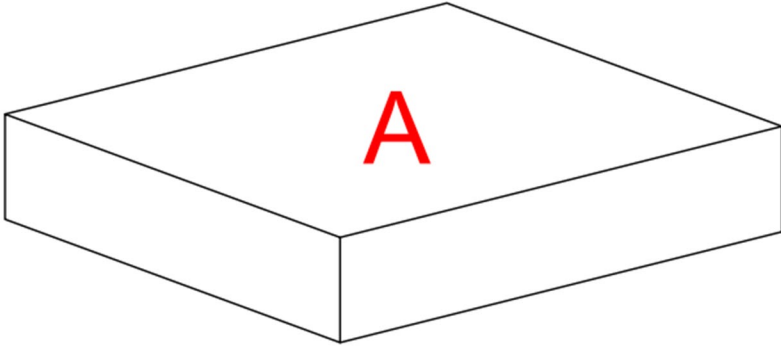
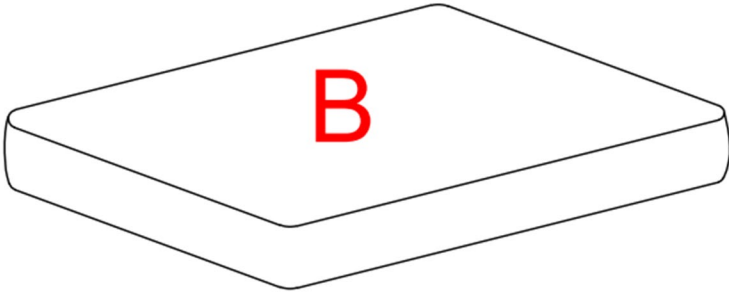
Easy assembly, come with all the tools you need, enjoy the sofa in a moment

Dream



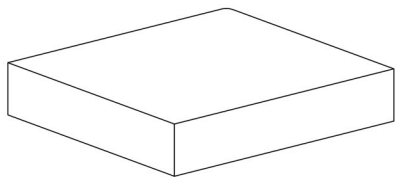
House

# EXPLODED VIEW



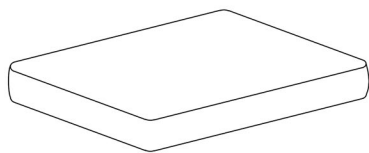
# PARTS

A\*1



Sofe frame

B\*1



Seat cushion

# HARDWARE

## TOOL LIST

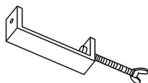
NOTE: Designated with (★) We provide additional spare parts in the hardware package

C\*4



LEGS

D\*1

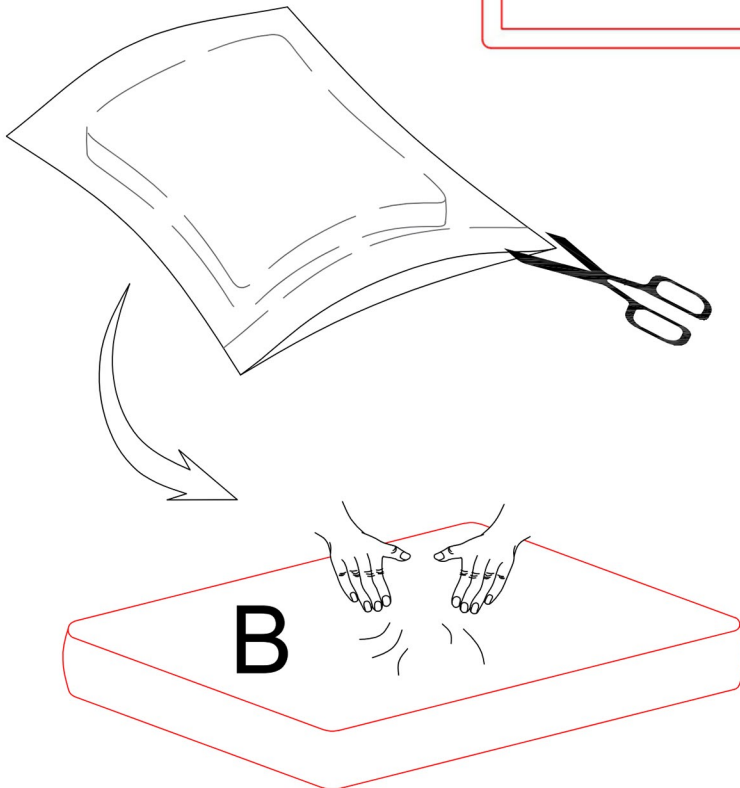
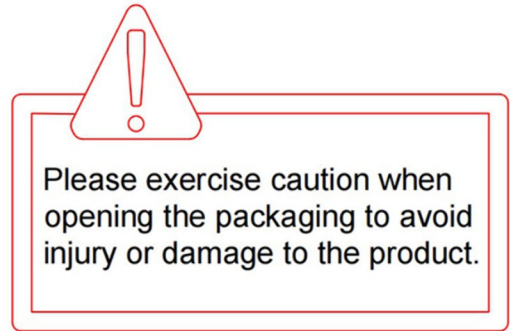


Metal buckle

Please make sure all hardware&packing material fitting the list.  
Especially some small accessories may be missing during transportation. Please contact us if you have any question.

# step 1 ---Cut the plastic air compression bags

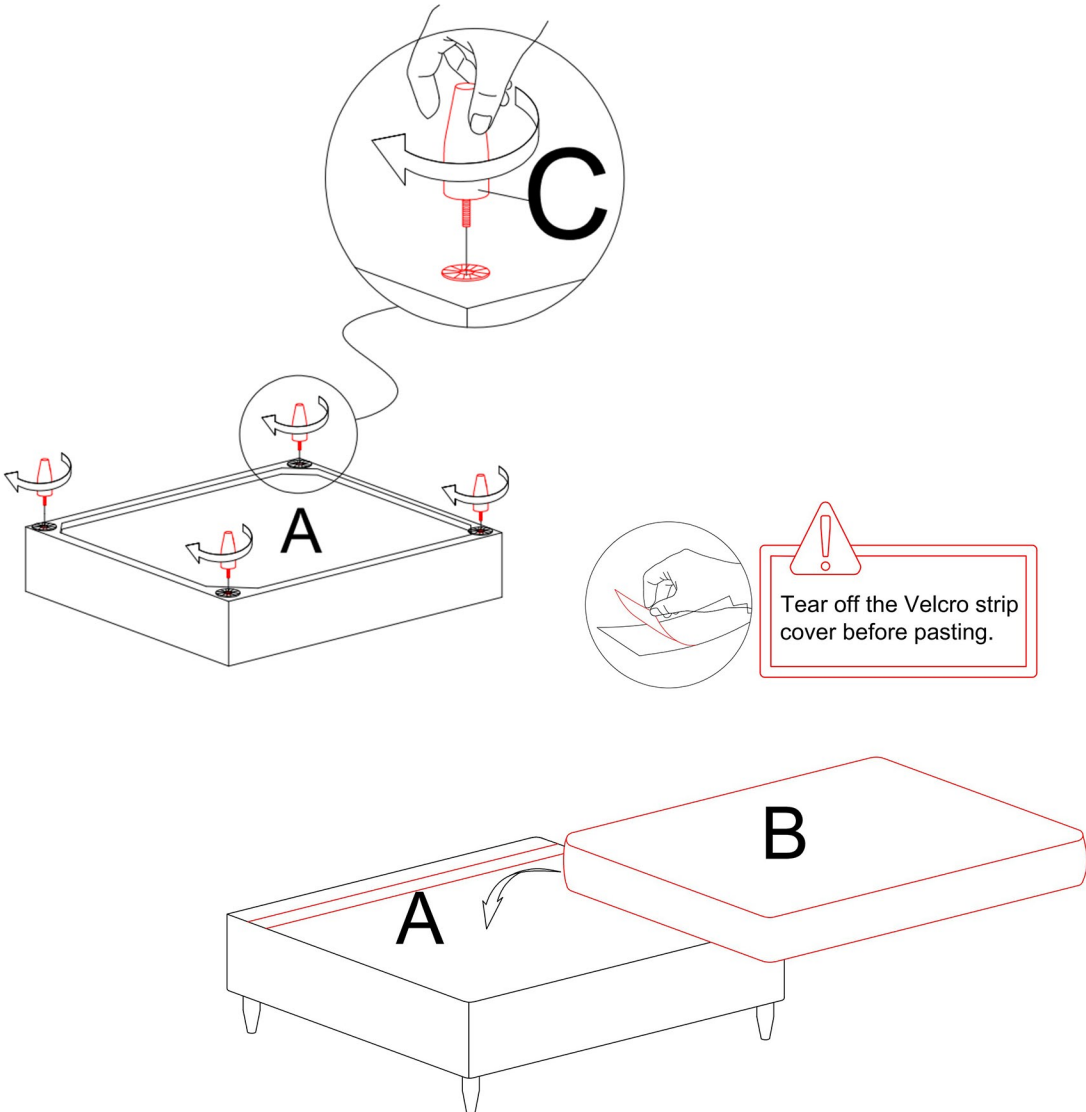
After taking out of the cushions (B) from the air compression bag, please allow it to recover for a period of time. It might take up to 48 hours to be fully recovered, you may gently slap onto the cushion to speed up the process.



# step 2 ---Install the Legs (C)

Screw the leg (C) into each hole on seat frame (A) as shown. Make sure they are tightened.

Place the cushion (B) onto the frame (A) as shown.

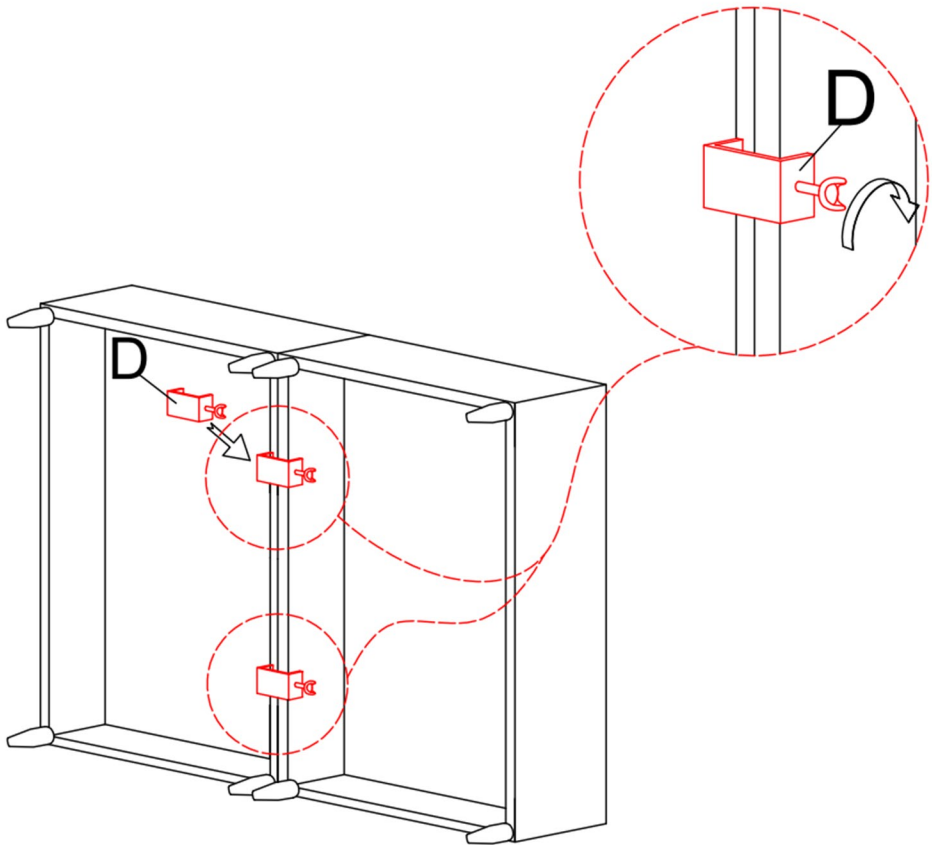


# step 3 ---Install the metal hook

There is a metal hook inside the carton as a free part.

If you only purchased single part of the sofa, this hook will not be useful.

If you want to be combined with other sofa components (ottoman, chair, chaise etc), this hook can be used. Just use this hook to fix two parts together from the bottom to prevent displacement while using the products.





## ASSEMBLY INSTRUCTIONS

Tel.(562)-781-3327

Please contact us:[info@firstopintl.com](mailto:info@firstopintl.com)

<https://www.dreamsidea.com>