














# ASSEMBLY INSTRUCTION

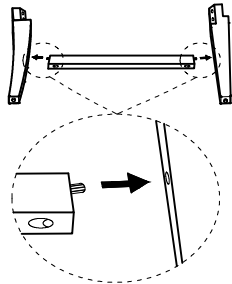
## DESCRIPTION : UPH SIDE CHAIR

Thank you for purchasing this quality product. Be sure to check all packing material carefully for small Hardware which may have come loose inside the carton during shipment. Identify and count all Hardware and compare with the Hardware List Below.

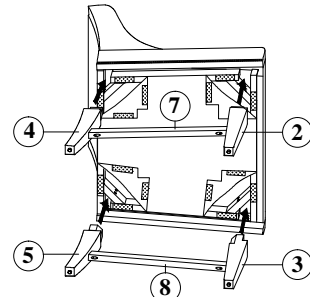
PART LIST			
①	Chair Seat Cushion		1 Pc
②	Front Leg Left		1 Pc
③	Front Leg Right		1 Pc
④	Back Leg Left		1 Pc
⑤	Back Leg Right		1 Pc
⑥	Chair Tretcher Center		1 Pc
⑦	Chair Tretcher Left		1 Pc
⑧	Chair Tretcher Right		1 Pc

HARDWARE LIST			
(A)	JCBC Screw Ø1/4" x 2"		8 Pcs
(B)	Spring Washer Ø1/4"		8 Pcs
(C)	Flat Washer Ø1/4" x 19mm x 2mm		8 Pcs
(D)	Allen Key		1 Pc
(E)	PH.Screw M4 x 32mm		6 Pcs

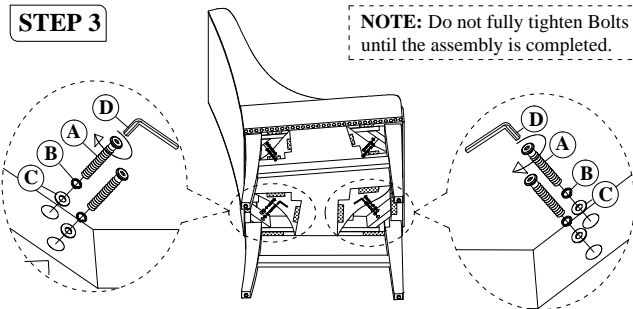
### STEP 1



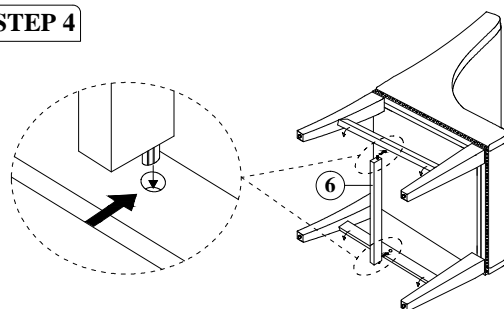
### STEP 2



### STEP 3



### STEP 4



### STEP 5

