








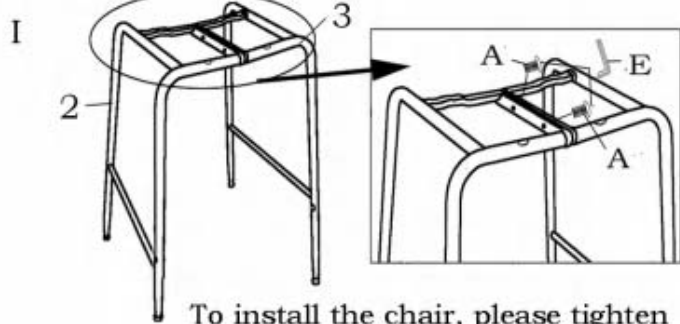


ITEM NAME/ NOM D'ITEM: TONY COUNTER STOOL

PART LIST / LISTE DES PIÈCES

(1)	(2)	(3)	(4)	(5)
				A.  M8x14mm x2 B.  M6x30mm x2 C.  M6x22mm x2 D.  M6x30mm x2 E.  M5 x1
x1	x1	x1	x1	

ASSEMBLY INSTRUCTIONS / INSTRUCTIONS D'ASSEMBLAGE



To install the chair, please tighten the screws in 80% first, after installing all the screws, make sure the chair is balanced and re-tighten the screws in 100%.

