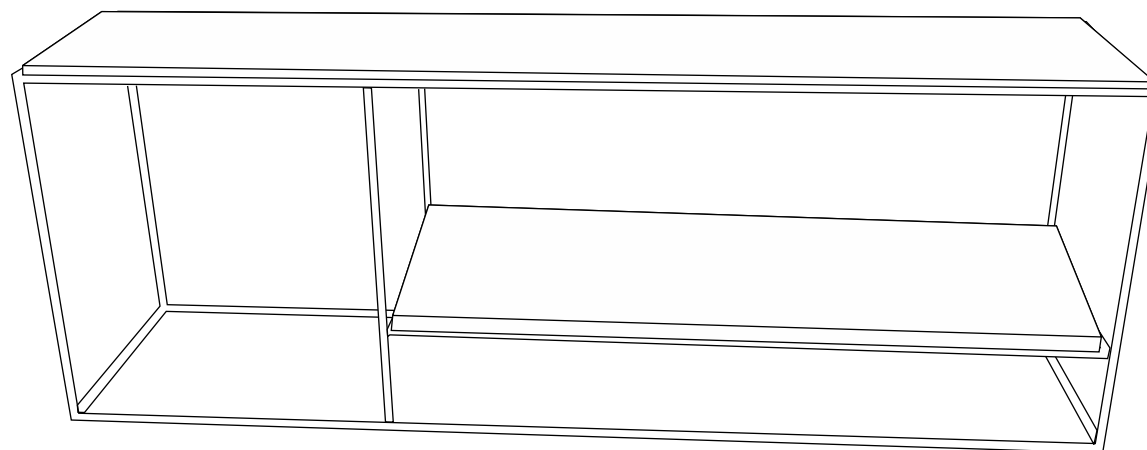


# **ASSEMBLY INSTRUCTIONS.**



MEDIA CONSOLE



THANK YOU FOR YOUR PURCHASE!

## PARTS AND HARDWARE.

### PARTS LIST

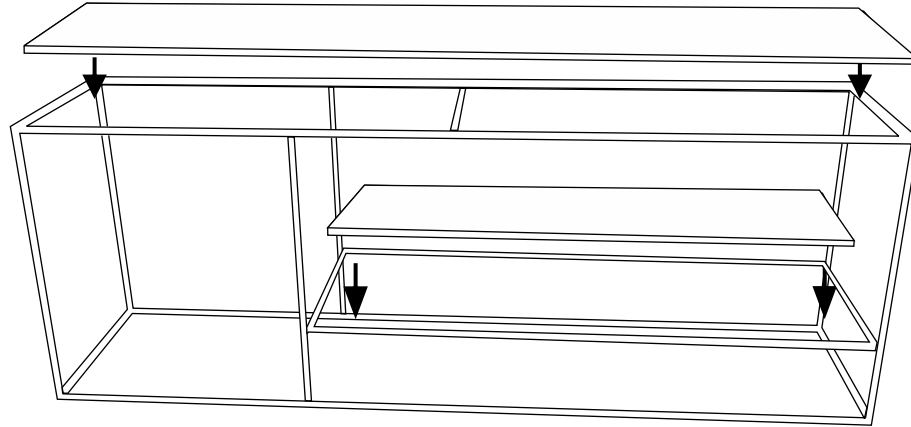
No.	DESCRIPTION	IMAGE	QTY
P1	MARBLE TOP		2
P2	METAL BASE		1

### NOTES.

Thank you for purchasing this quality product! Be sure to check all packing material carefully for small part that may have come loose inside the carton during shipping.

**CAUTION:** The item is heavy, assembly should be performed by two people.

## STEP 1.



## STEP 2.

