

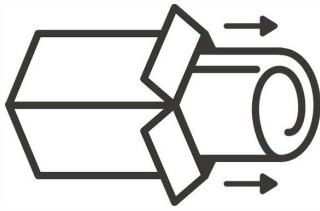
## Instruction Manual

# SleepComplete by Martha Stewart Memory Foam Mattress




196861132087  
196861132094  
196861132100  
196861132117

### Step 1




Lay box on its side  
and remove the  
mattress.

### Step 2



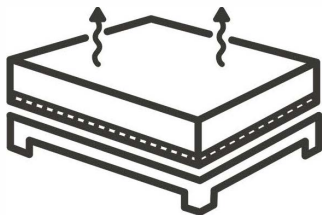
Completely unroll the  
compressed mattress  
onto your bed frame.

### Step 3




Carefully cut the outer PE  
bag on the red line making  
sure you do not cut into the  
inner plastic wrap.

### Step 4




Cut open a small section of  
the inner plastic in one corner  
and the mattress will inflate.

### Step 5



Remove the  
plastic sheathing

### Step 6



Your mattress is now  
ready to use. Please  
allow 48 -72 hours for  
complete expansion.

### Quality and Safety Guidelines

To prevent risk of suffocation, ensure that plastic wrappings are kept out of reach of children and are disposed of in a timely manner.

For maintenance instructions, additional storage instructions, or warranty details, please email us at [CustomerExperience@theubiquegroup.com](mailto:CustomerExperience@theubiquegroup.com) or call 866-552-2810.

For product longevity, product safety and product integrity, store indoors in a dry location.. This product is intended for lying down. Do not stand or jump on this mattress.

Keep children and small pets away from the expansion area when opening.

Please do not slide or drag item when moving it.