T078

User Manual

RGB+IC+CW Night Lamp

NIGHT LAMP

< 16 Million Colors >

App Control

OPEN BOX INSPECTION

Thank you for purchasing the RGB+IC+CW Night Light!
Please read this user manual carefully and keep it for future reference.
If you need any help, please contact our support team.

PACKAGE CONTENTS

Night Lamp*1

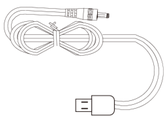

USB*1

User manual*1

This RGB+IC+CW night light supports both Wi-Fi and Bluetooth connectivity.Download the DayBetter App on your smartphone to easily control colors,lighting modes, and schedules for a fully customizable experience.

How to use the RGB+IC+CW Night Lamp

Instructions for using the touchpad

Tap once
Turn on the light or change the lighting mode.

Long Press
Adjust brightness (5%-100%).

Double-tap
Turn off the light.

Instructions for using the APP

• Dynamic Mode(Operate with APP)

	Supports Color Dynamic Modes
	Music Rhythm Sync
	Timer Function
	In dynamic mode, you can long press the touchpad to adjust the brightness. You can also adjust the brightness and speed through the app, with 10 levels of speed

• **STATIC Mode** Supports color effects and adjustable brightness

• **Dynamic Mode**

Supports multiple dynamic modes such as flame and multi-colored flowing water.

Product Specifications

Item: RGB+IC+CW Night Lamp
Material: PC

Color Temperature: 2700K -6500K
Luminous Flux:420 LM
Colors: 16 Million+

Wireless Protocol: Wi-Fi & Bluetooth
Companion App: DayBetter

Input: DC 5V/2A

Touch Night Lamp

Dynamic RGB+IC Lighting Effects

Timer Function

Smart App & Voice Control

Install DayBetter APP on your phone

Method 1: Download the APP by searching"DayBetter" in App Store / Google play store.	**Method 2:** Scan the below QR code andswitch to App Store /Google play store to download.

You can either log in by Email verification code or by password
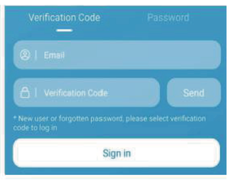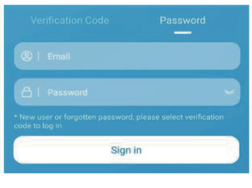
(1)New user or forgotten password please select verificationcode to log in, then set
the password on APP setting page.
(2)Once you set password, you can use password to log in.