


Assembly Instruction

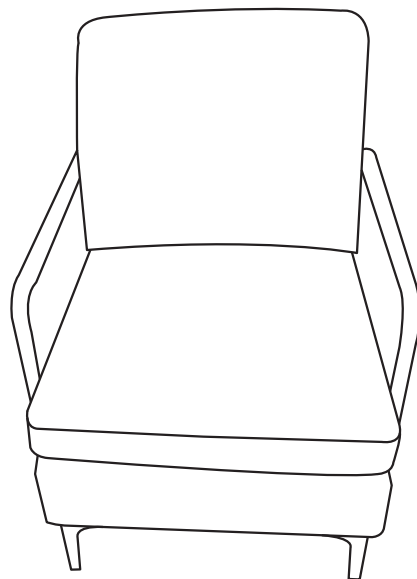
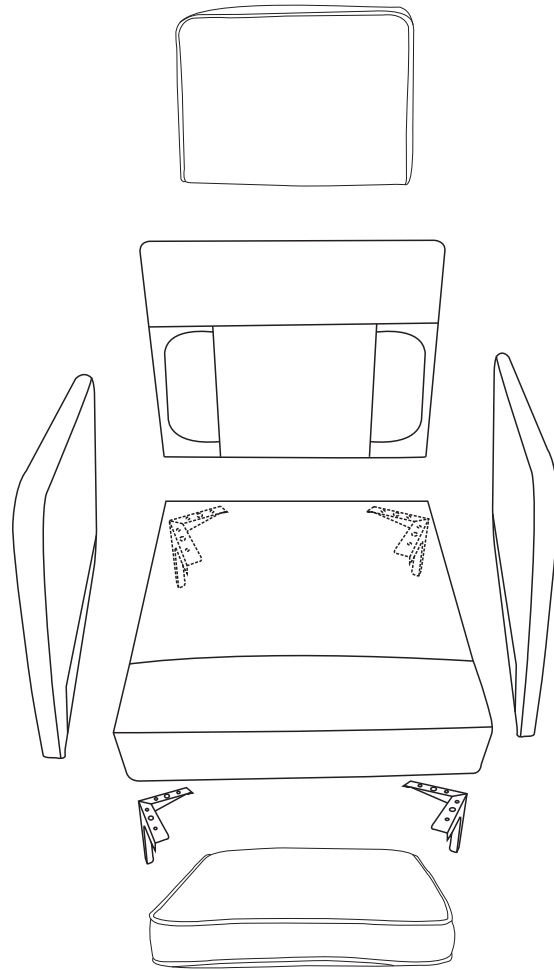


Thank you for your purchase.

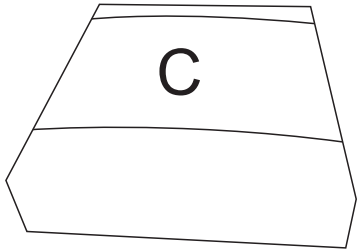
If you have difficulty with assembly or find a part is missing or damaged, please don't hesitate to contact us for solution.

Customer Service team will work hard to put a smile back on your face.

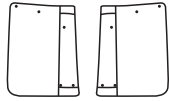
Components



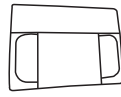
NO	PARTS	QTY	DESCRIPTION
A		2 PCS	Arm-rest frame
B		1 PC	Back Cushion
C		1 PC	Seat Cushion
D		1 PC	Back Cushion Cover
E		1 PC	Seat Cushion Cover
F		4 PCS	Leg
G		4 PCS	M8*50mm Plum Flower Screw
H		6 PCS	M8*60mm Screw
I		8 PCS	M8*20mm Screw
J		6 PCS	M8*12 Spring Washer
K		6 PCS	M8*22 Spring Washer
L		1 PC	Allen Key

STEP 1

Open the seat and take out the accessory



A*2



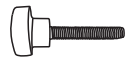
B*1



E*1




F*4



G*4



H*6



I*8



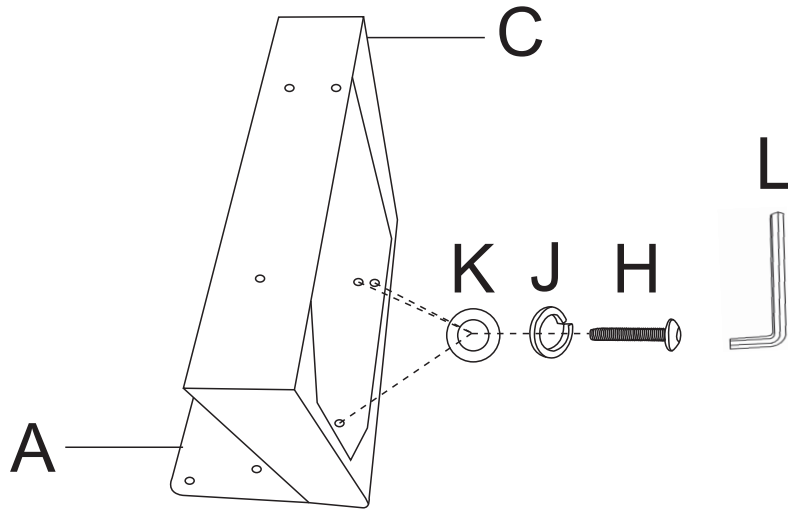
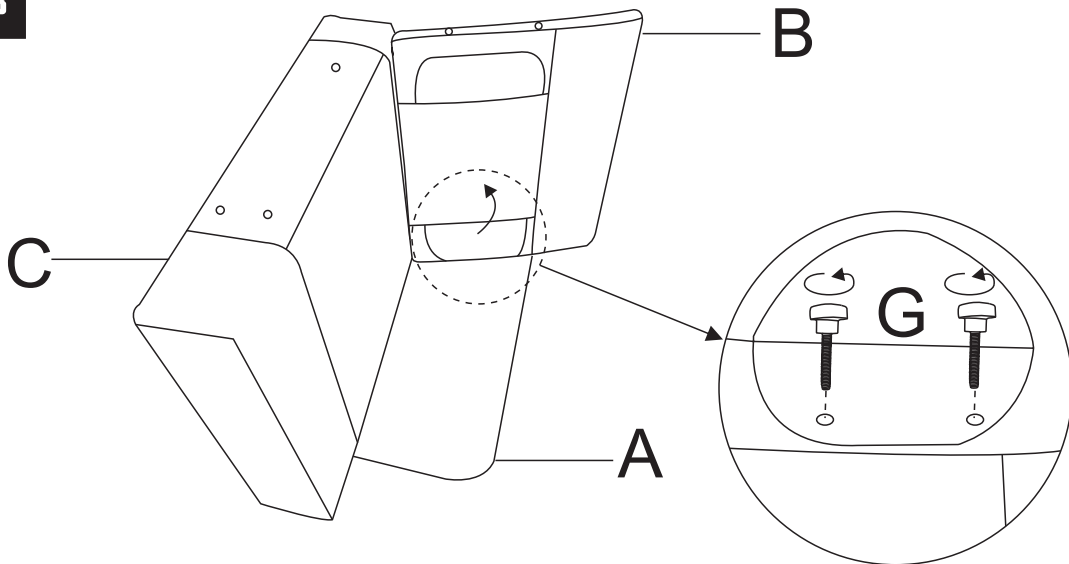
J*6



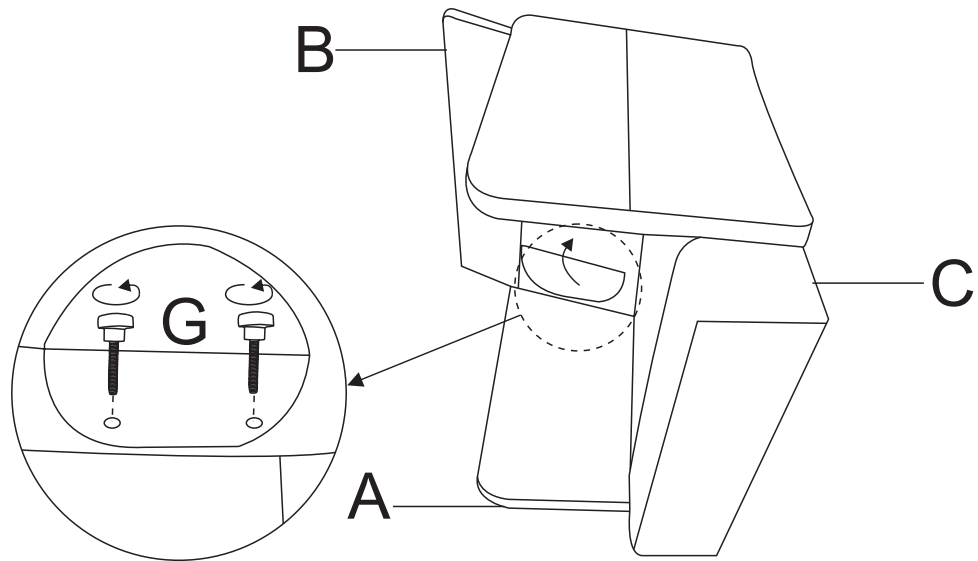
K*6



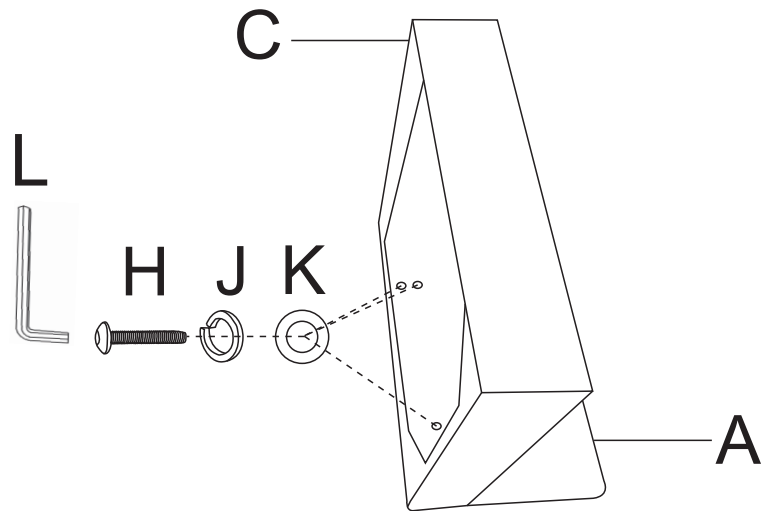
L*1

STEP 2**STEP 3**

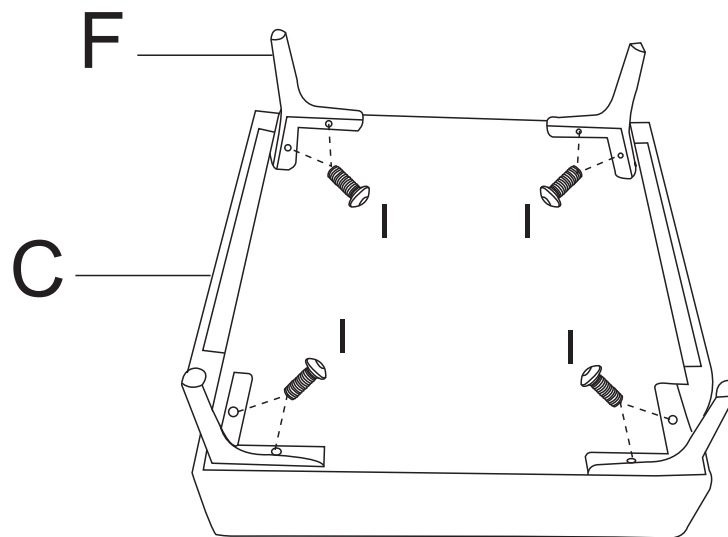
STEP 4



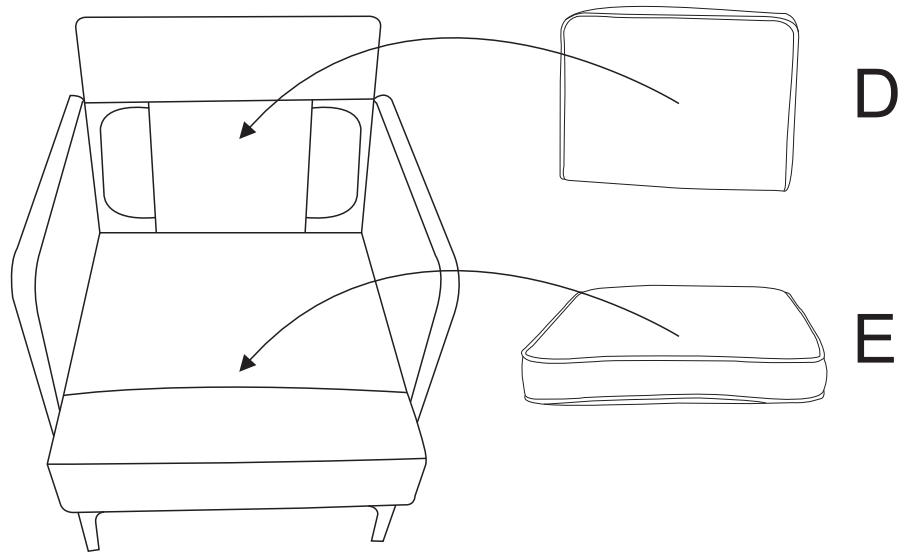
STEP 5



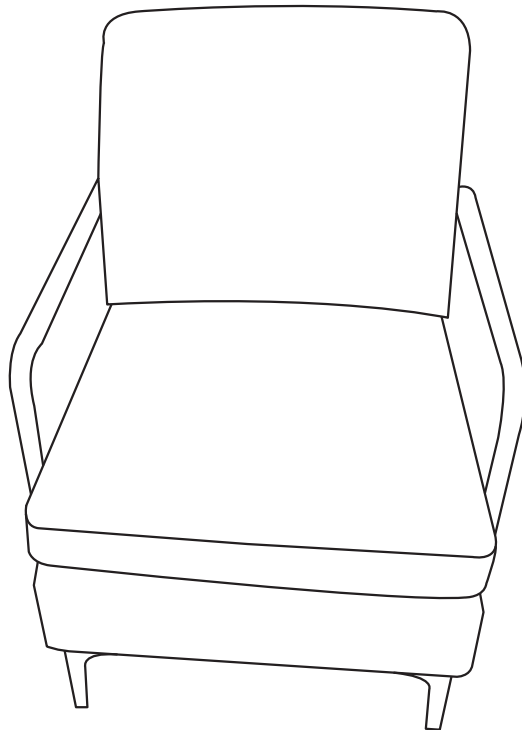
STEP 6























STEP 7



STEP 8



Care & Maintenance

-   ● Do not put hot items directly on furniture surface
 -   ● Do not clean furniture with harsh cleansers or polish.
 -   ● Do not place furniture under direct sunlight.
 -   ● Do not place furniture near heating or cooling vents.
 -   ● Do not write on furniture without a padded barrier to protect the surface.
 -   ● Do not place furniture outside . For indoor use only .
 -   ● Not for commercial use. For residential use only .
 -   ● Stains may be removed with mild soap solution and damp cloth.
 -   ● Children should not climb or jump on the furniture.
-
-   ● Dust and pick-up spills using a clean, non-colored, lint-free cloth .

What is Proposition 65?

Proposition 65 is a California law that requires warning labels on products that may contain one of more than 800-plus chemicals or ingredients that the California Office of Environmental Health Hazard Assessment (OEHHA) has deemed to cause cancer or other reproductive toxicity. Chemicals and elements on this list include wood dust, brass, and other everyday substances, which can be found in very common household items, such as: lamps, tableware, jewelry, crystal glasses, electric cords, beauty products, automobiles, and furniture.

Why Did I Find a Proposition 65 Warning on My Home Goods Product?

We include Proposition 65 warnings on all of our products because there is always a chance that one of the 800-plus common chemicals and ingredients listed under this law could potentially be on our furniture or packing materials. We risk large fines under this law, if we don't include this warning.

Should I worry?

We realize you may be worried finding this warning on our products, but we want to reassure you that the hazardous exposure limits for any of these chemicals have never been found on furniture products that we've shipped to our customers. Additionally, this warning label is very common and can be found on almost every piece of furniture sold in the state of California.

Just How Common Are Proposition 65 Warnings?

Proposition 65 warnings have become so common in California that it is hard to take a trip to a local bank, grocery store, or restaurant without finding at least one warning. In fact, even the Disney Land Resort has a Proposition 65 warning:

