

HAPPINESS HAPPINESS INSTALLATION



CAUTION

Parts are placed at the bottom of the product.

- If you have any questions with the product, please contact us by:
- **Email: customerservice@zoy-living.com**
(we will reply to you within 24 hours)

Assembly Instructions


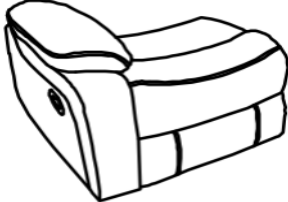

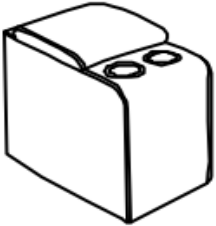


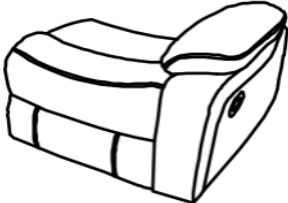
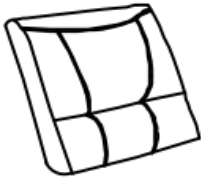
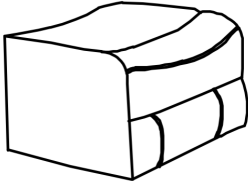
CAUTION

DO NOT use any sharp objects to open plastic wrapped components as this may result damage to product or components.

Model: RR5311E

Your Loveseat or Sofa comes packaged in **FOUR** boxes. (Loveseat:Box1&Box 2&Box3; Sofa: Box1&Box3&Box4)
Carefully remove all of components from the packaging and set aside for assembly.

Package Contents

BOX 1 RR5311E51L				
	A*1	B*1		
BOX 2 RC5311E61N				
	C*1	D*1	E*1	
BOX 3 RR5311E51R				
	F*1	G*1		
BOX 4 RS5311E61N				
	H*1	I*1		

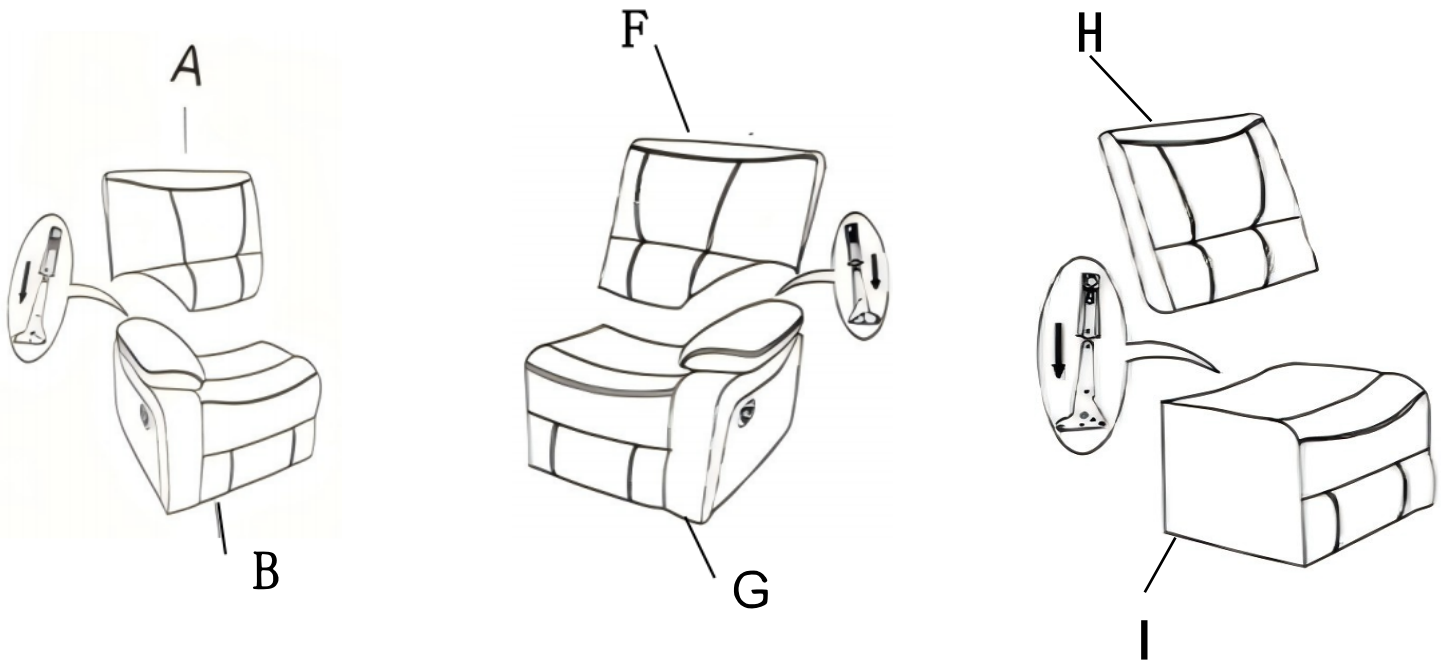
1

RECLINER ASSEMBLY - BODY SETUP STEP1:

STEP1:

Assemble the Chair Back(A&F) to its Seat Frame(B&G), making sure it is securely installed before using.

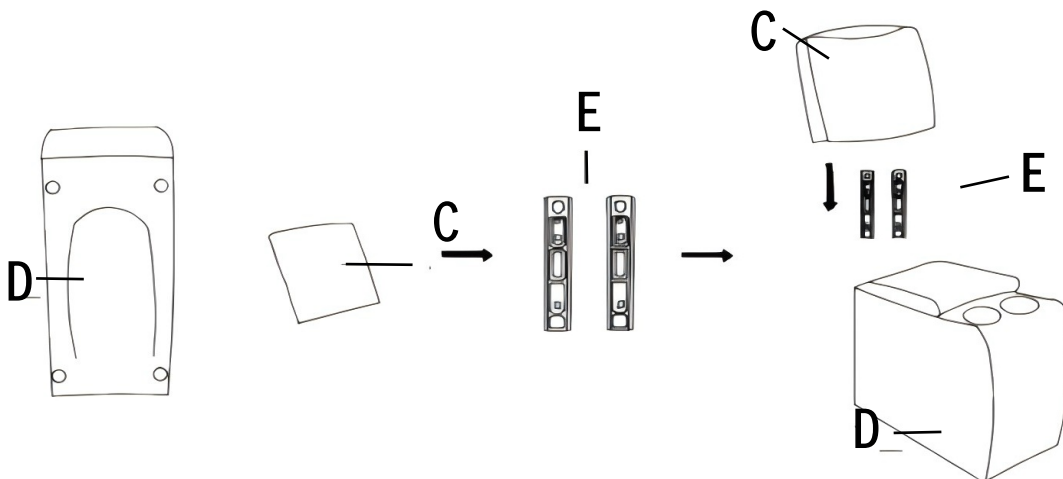
Assemble the Chair Back(H) to its Seat Frame(I), making sure it is securely installed before using.



STEP2:

1. Unzip the zipper at the bottom of the console body to remove the backrest (C) .
2. Insert the Latches (E) into the holes on both sides of the Console Backrest (C).
3. Align the latches on the Console Backrest (C) with the holes on the Console Body (D) and push firmly until locked in place.

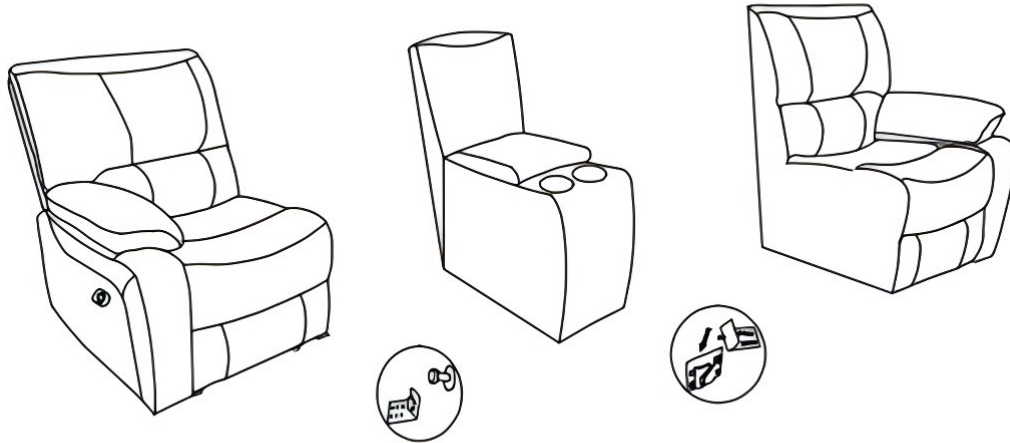
Note: The 2 latches(E) should be inserted into Storage (D) before installation.



2 RECLINER ASSEMBLY - BODY SETUP

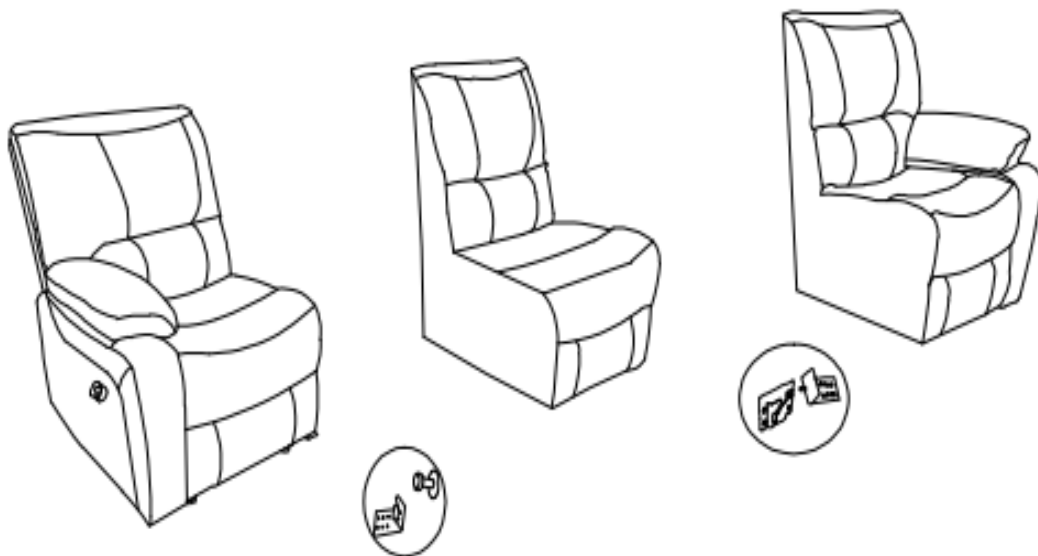
STEP3:

Connect the parts of the sectional assembly by means of the metal grooves at the bottom.




STEP4:

Connect the parts of the sectional assembly by means of the metal grooves at the bottom.




3 INSTRUCTIONS FOR USE-ASSEMBLYE COMPLETED

Assembly completed



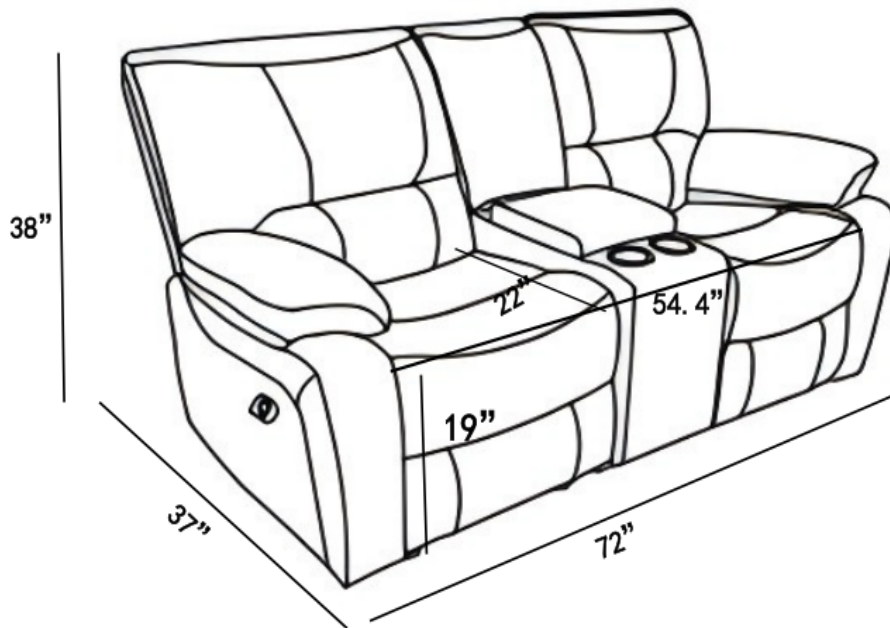
LOVESEAT

Assembly completed



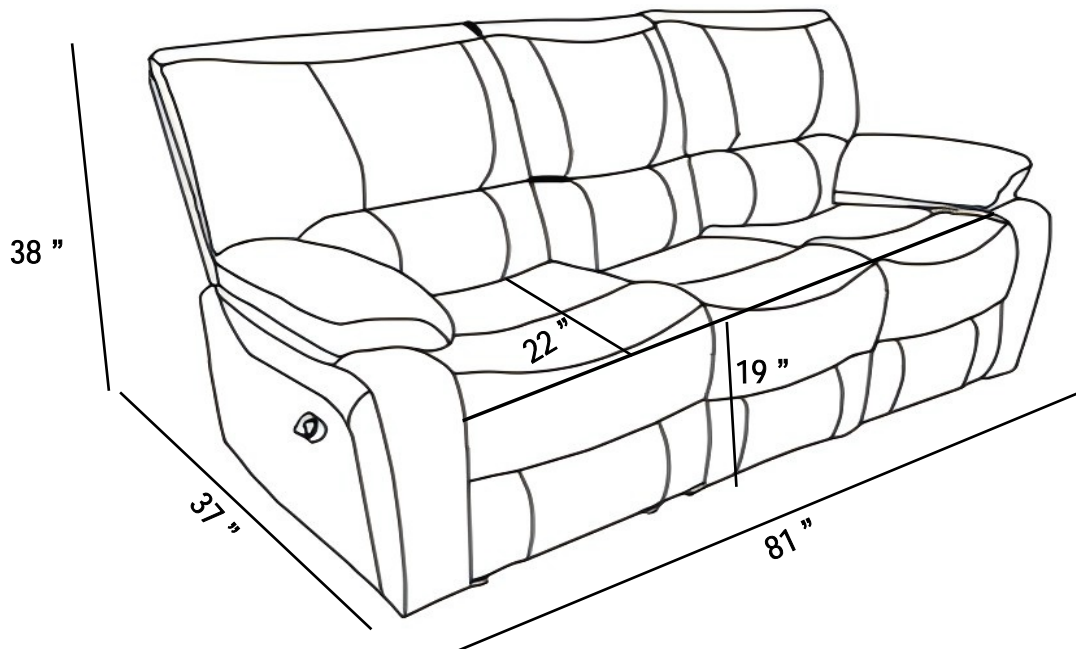
THREE-SEATER SOFA

4 PRODUCT SIZE SPECIFICATIONS



LOVESEAT

RR5311E51L+RC5311E61N+RR5311E51R



THREE-SEATER SOFA

RR5311E51L+RS5311E61N+RR5311E51R

⚠️ WARNINGS

1. Please check if the components of the loveseat or sofa are all included and can be used normally.
2. Assemble all components according to the instruction correctly before you sit in the sofa.
3. Please DO NOT sit on the armrests or footrest to eliminate the risk of tipping over.
4. If the sofa is damaged or doesn't match the website description, please send clear pictures of the product and label of the carton to our service team for further help.
5. If the recliner doesn't work, you may try the following measures for self-checking firstly:
 - a) check if all the cables are connected;
 - b) check if the light of transformer is on.

If the chair still doesn't work, please feed the information back to our customer service in time and we will help you solve the matter as soon as possible.

6. If you have any questions about our products, please contact us by:

Email: customerservice@zoy-living.com (we will respond to your inquiry within 24 hours)

