



**INSTRUCTIONS D'ASSEMBLAGE  
ASSEMBLY INSTRUCTIONS**

---

**ETAGERE -  
60"H / ETAGERE EN COIN D'APPOINT CAPPUCCINO**

**BOOKCASE -  
60"H / CAPPUCCINO CORNER ACCENT ETAGERE**


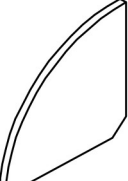

---



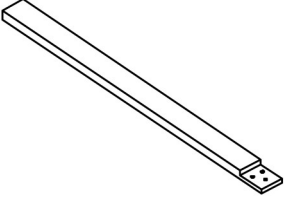
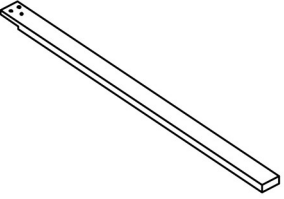
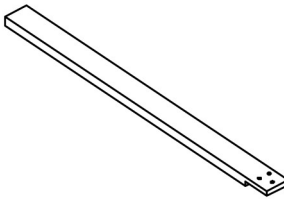
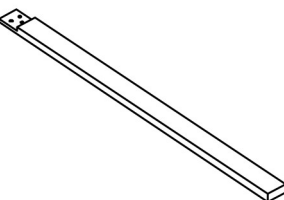
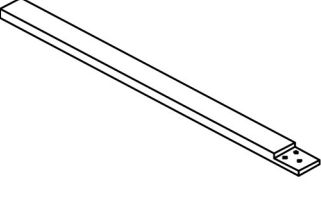
**POUR DE L'ASSISTANCE OU POUR COMMANDER  
DES PIÈCES CONTACTEZ NOTRE DÉPARTEMENT  
DE SERVICE À LA CLIENTÈLE.**

**FOR ASSISTANCE OR TO ORDER PARTS  
CONTACT OUR CUSTOMER SERVICE DEPARTMENT**

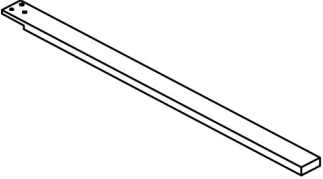
## LISTE DES PIÈCES PARTS LIST

PIÈCE / PART #	IMAGE	DESCRIPTION	QTY / QTÉ
<b>1</b>		<b>TOP SHELF ÉTAGÈRE SUPÉRIEURE</b>	<b>1</b>
<b>2</b>		<b>SHELF PANEL PANNEAU DE TABLETTE</b>	<b>1</b>
<b>3</b>		<b>SHELF PANEL PANNEAU DE TABLETTE</b>	<b>1</b>
<b>4</b>		<b>SHELF PANEL PANNEAU DE TABLETTE</b>	<b>1</b>
<b>5</b>		<b>BOTTOM SHELF ÉTAGÈRE DU BAS</b>	<b>1</b>

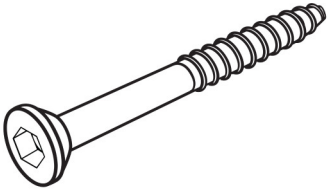
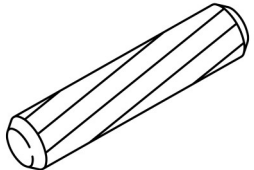



**LISTE DES PIÈCES**  
**PARTS LIST**

PIÈCE / PART #	IMAGE	DESCRIPTION	QTY / QTÉ
6		FRONT FACING LEFT LEG PATTE AVANT GAUCHE	1
7		FRONT FACING LEFT LEG PATTE AVANT GAUCHE	1
8		FRONT FACING RIGHT LEG PATTE AVANT DROITE	1
9		FRONT FACING RIGHT LEG PATTE AVANT DROITE	1
10		BACK LEG SUPPORT BARRE DE SOUTIEN ARRIERE (TABLE)	1

**LISTE DES PIÈCES**  
**PARTS LIST**

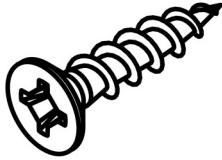
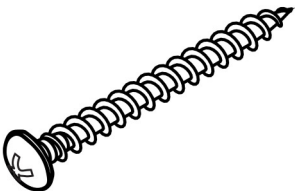
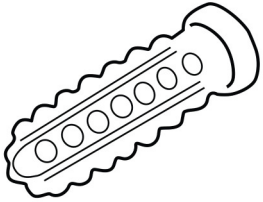
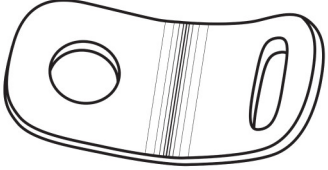
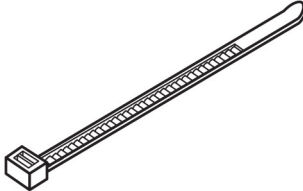
PIÈCE / PART #	IMAGE	DESCRIPTION	QTY / QTÉ
11		BACK LEG SUPPORT BARRE DE SOUTIEN ARRIERE (TABLE)	1

**LISTE DES PIÈCES DE MONTAGE**  
**HARDWARE LIST**

PIÈCE / PART #	IMAGE	DESCRIPTION	QTY / QTÉ
<b>A</b>		ASSEMBLING SCREW - Ø1/4" X 2 5/8" VIS D'ASSEMBLAGE - Ø1/4" X 2 5/8"	<b>9</b>
<b>B</b>		WOOD DOWEL - Ø3/8" X 1" GOUJON DE BOIS - Ø3/8" X 1"	<b>15</b>
<b>C</b>		SUPPORT LEG - 3 1/8" X 1" PATTE DE SOUTIEN - 3 1/8" X 1"	<b>1</b>
<b>D</b>		ASSEMBLING SCREW - Ø1/8" X 5/8" VIS D'ASSEMBLAGE - Ø1/8" X 5/8"	<b>2</b>
<b>E</b>		ASSEMBLING SCREW - Ø1/8" X 1" VIS D'ASSEMBLAGE - Ø1/8" X 1"	<b>1</b>



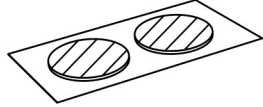
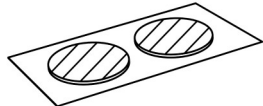
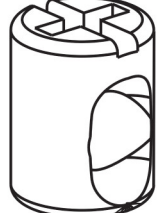


## LISTE DES PIÈCES DE MONTAGE HARDWARE LIST

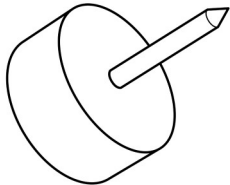
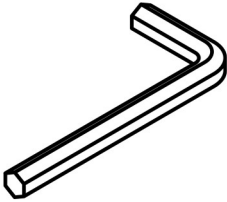

PIÈCE / PART #	IMAGE	DESCRIPTION	QTY / QTÉ
F		ASSEMBLING SCREW - Ø1/8" X 1 1/2" VIS D'ASSEMBLAGE - Ø1/8" X 1 1/2"	6
G		ASSEMBLING SCREW - Ø1/8" X 1 1/2" VIS D'ASSEMBLAGE - Ø1/8" X 1 1/2"	1
H		ANCHOR - Ø3/8" X 1 1/2" ANCRE - Ø3/8" X 1 1/2"	1
I		METAL BRACKET - 1/2" X 1/2" SUPPORT DE MÉTAL - 1/2" X 1/2"	2
J		ZIP TIE - 7 3/4" X 1/8" ATTACHE AUTOBLOQUANTE - 7 3/4" X 1/8"	1

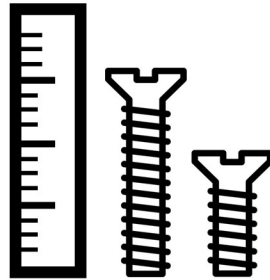
## LISTE DES PIÈCES DE MONTAGE

### HARDWARE LIST

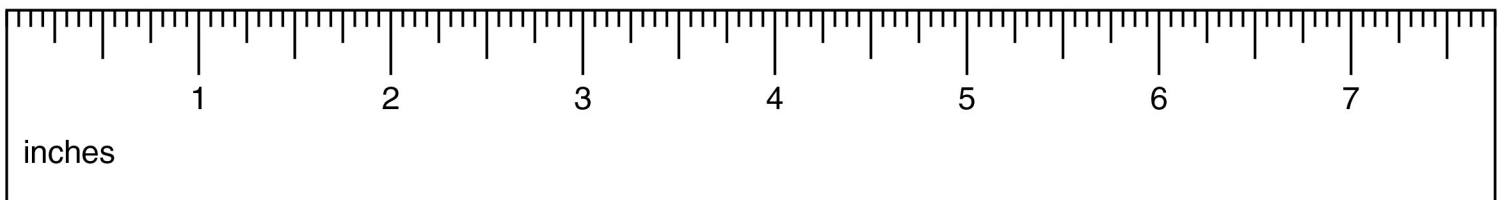
PIÈCE / PART #	IMAGE	DESCRIPTION	QTY / QTÉ
<b>K</b>		<b>BARREL NUT -</b> <b>Ø1/4"</b> <b>ÉCROU DE CANON -</b> <b>Ø1/4"</b>	<b>9</b>
<b>L</b>		<b>ASSEMBLING BOLT -</b> <b>Ø1/4" X 1/2"</b> <b>BOULON D'ASSEMBLAGE -</b> <b>Ø1/4" X 1/2"</b>	<b>9</b>
<b>M</b>		<b>FINISHING STICKER -</b> <b>Ø3/4"</b> <b>COLLANT DE FINITION -</b> <b>Ø3/4"</b>	<b>18</b>
<b>N</b>		<b>FINISHING STICKER -</b> <b>Ø1/2"</b> <b>COLLANT DE FINITION -</b> <b>Ø1/2"</b>	<b>6</b>
<b>O</b>		<b>BARREL NUT -</b> <b>Ø1/4" X 1/2"</b> <b>ÉCROU DE CANON -</b> <b>Ø1/4" X 1/2"</b>	<b>9</b>

**LISTE DES PIÈCES DE MONTAGE**  
**HARDWARE LIST**

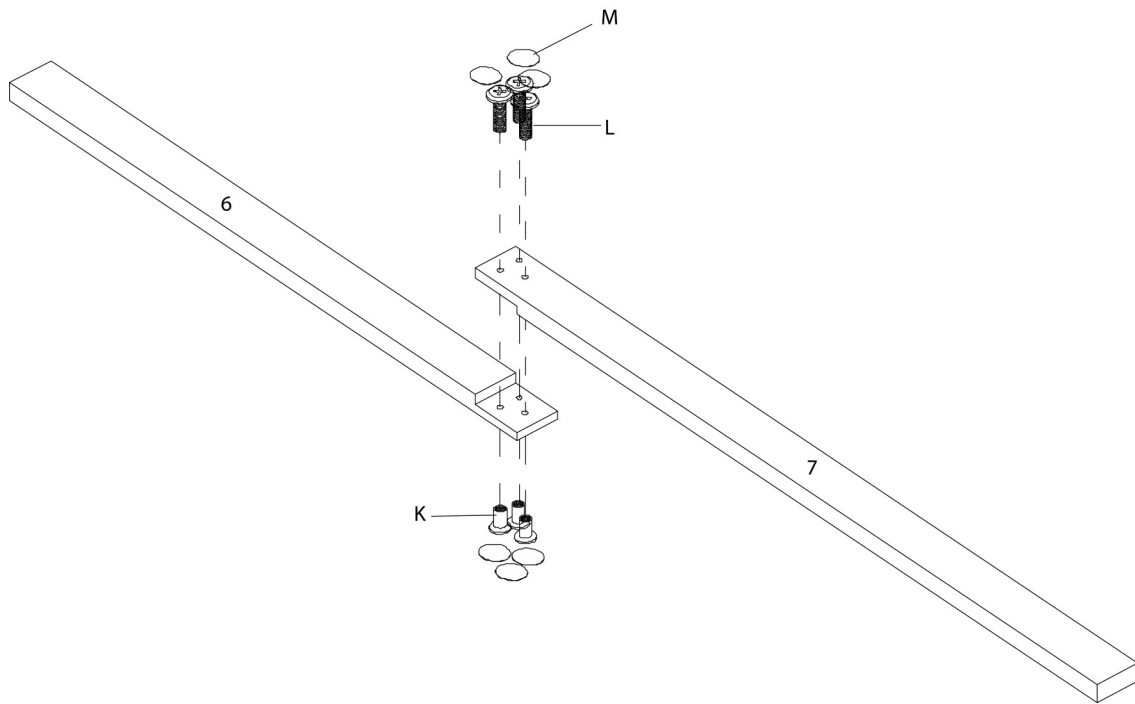
PIÈCE / PART #	IMAGE	DESCRIPTION	QTY / QTÉ
<b>P</b>		<b>FLOOR PROTECTOR -</b> <b>Ø5/8"</b> <b>PROTECTEUR DE PLANCHER -</b> <b>Ø5/8"</b>	<b>3</b>
<b>Q</b>		<b>HEX KEY</b> <b>CLÉ HEXAGONALE</b>	<b>1</b>
<b>R</b>		<b>GLUE</b> <b>COLLE</b>	<b>1</b>



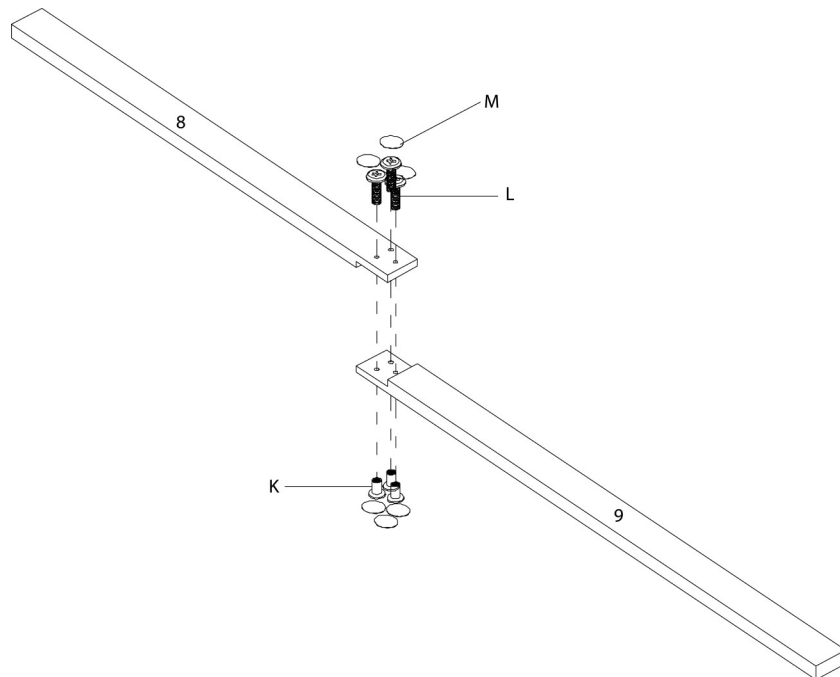
**OUTIL DE VÉRIFICATION DE DIMENSIONS DES PIÈCES  
HARDWARE DIMENSIONS VERIFICATION TOOL**



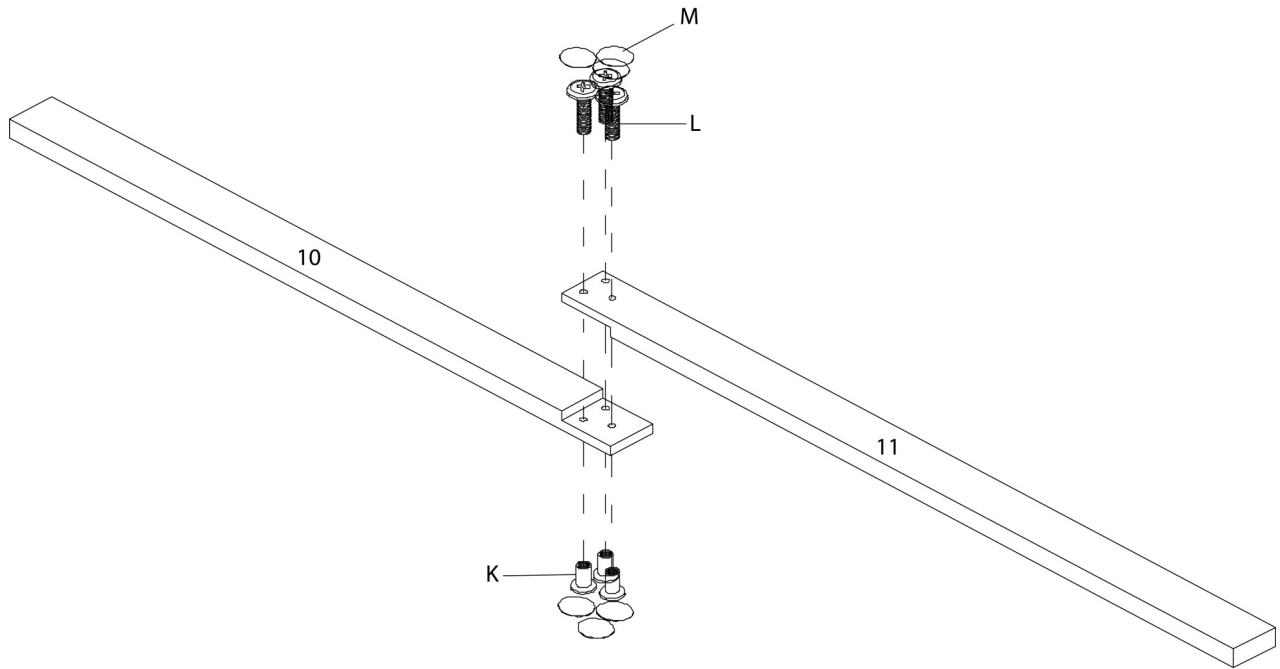
**ÉTAPE / STEP 1**



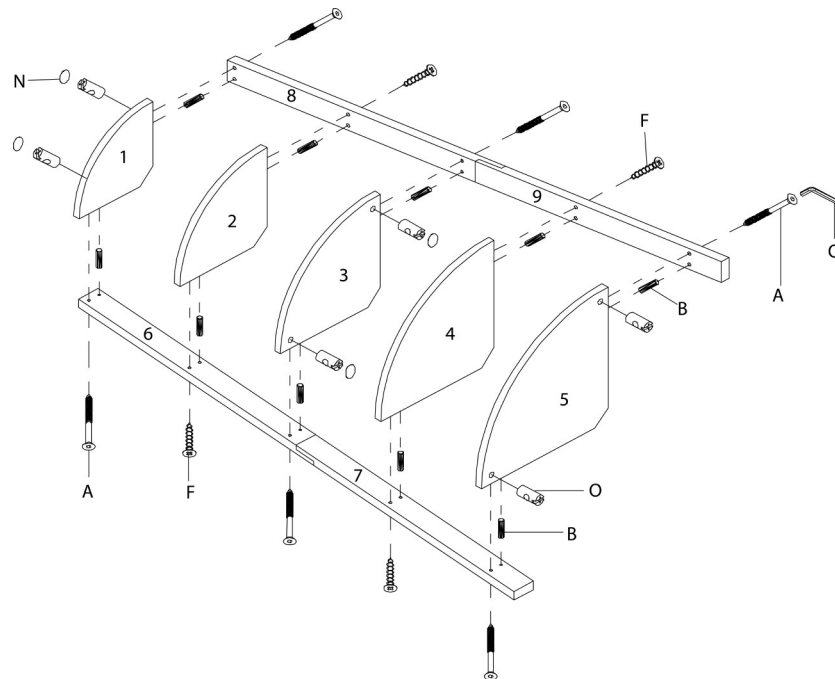
**ÉTAPE / STEP 2**



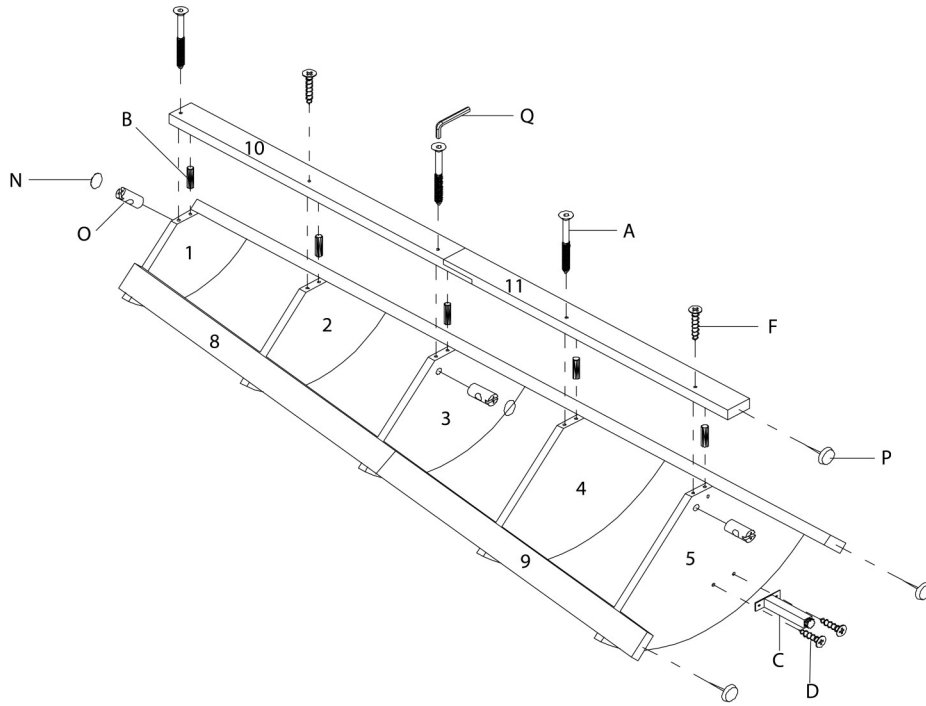
ÉTAPE / STEP 3



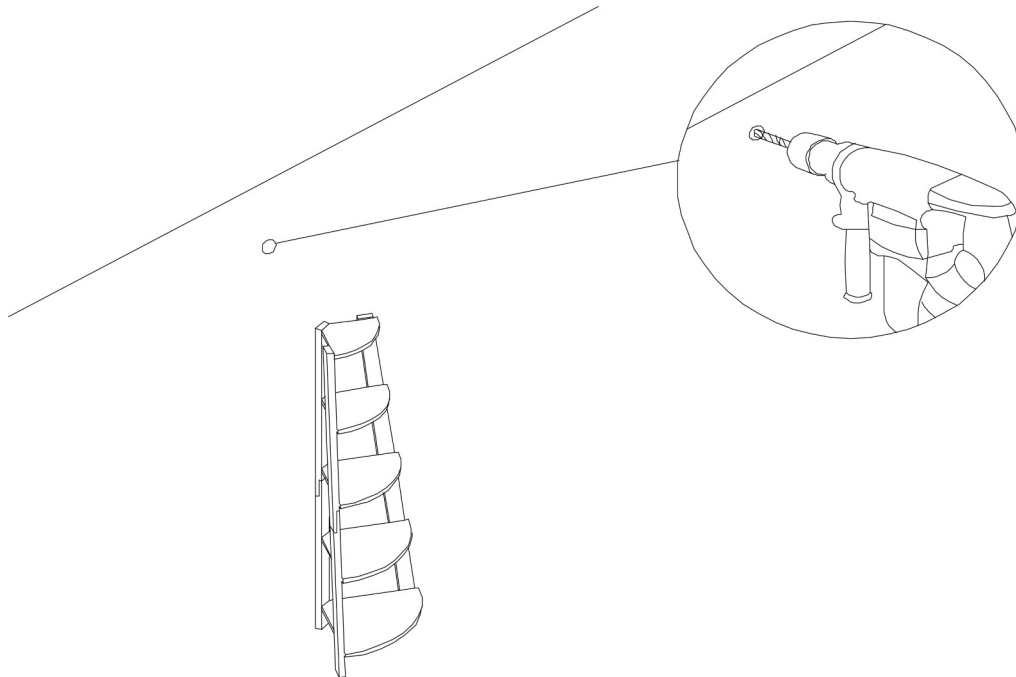
ÉTAPE / STEP 4



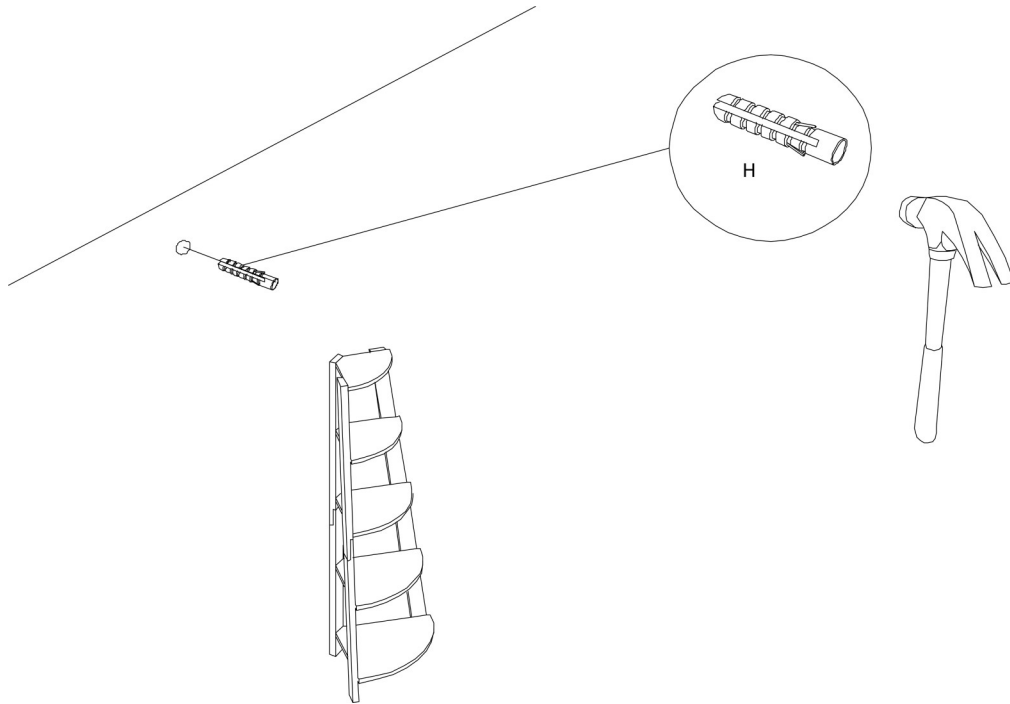
**ÉTAPE / STEP 5**



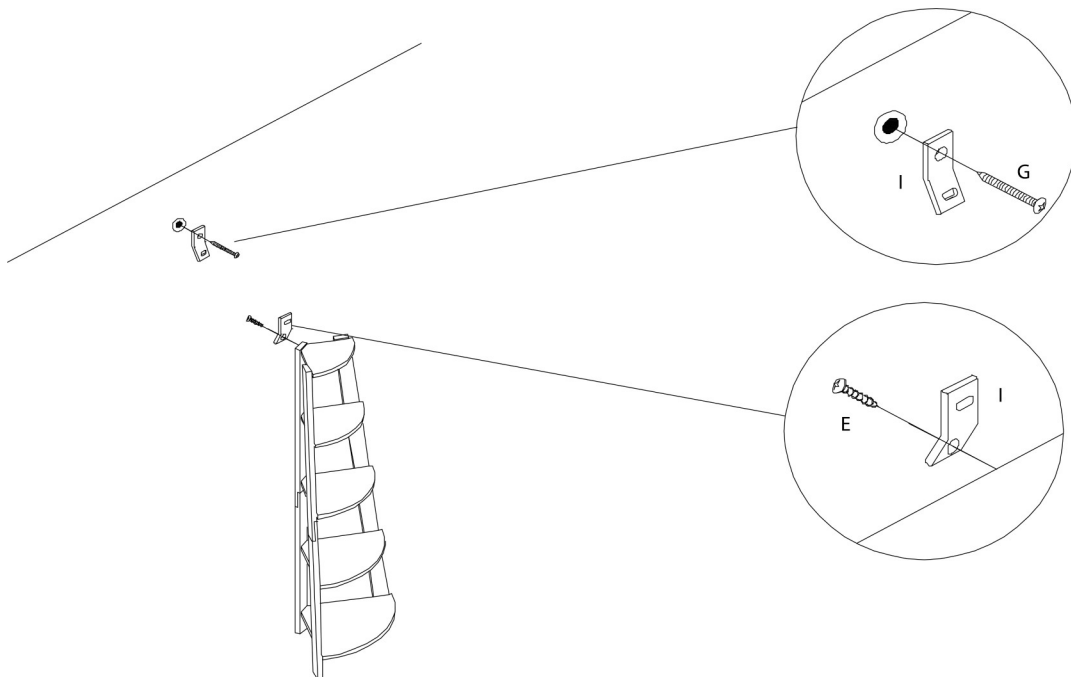
**ÉTAPE / STEP 6**



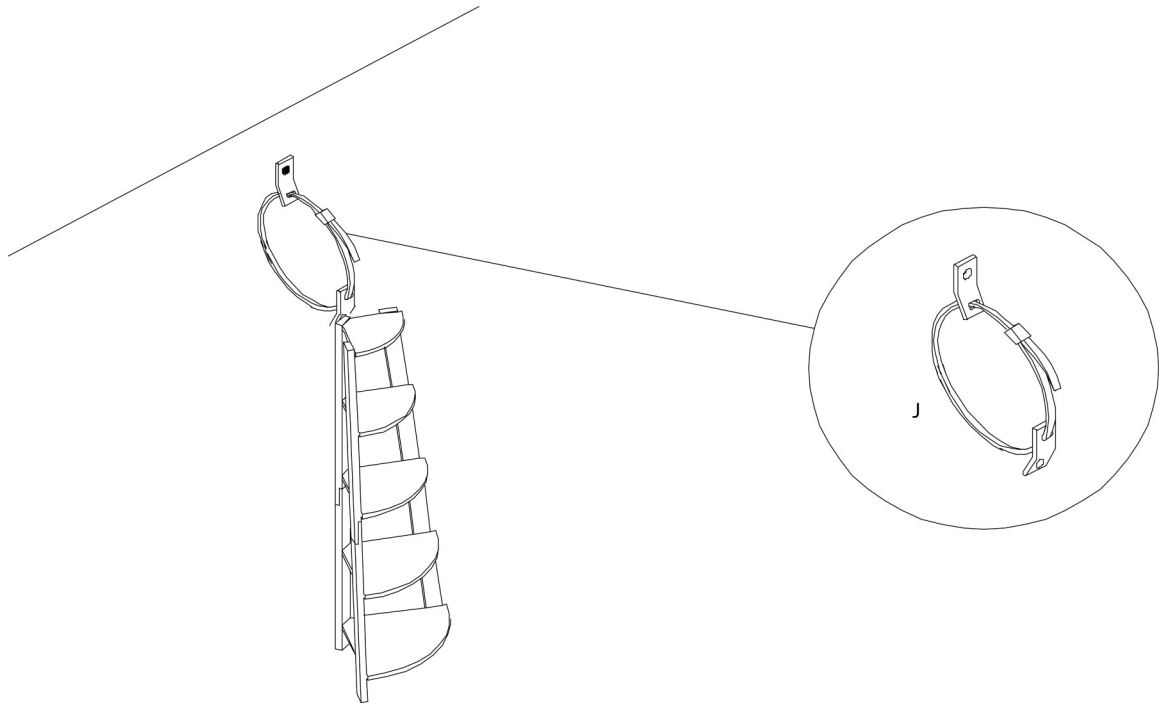
ÉTAPE / STEP 7



ÉTAPE / STEP 8



ÉTAPE / STEP 9



ÉTAPE / STEP 10

