

ASSEMBLY INSTRUCTION

COMPONENTS LIST

① 1" Machine Screw x 6

Note: 6 pcs Machine Screw have been Assembled with the Metal Tubes



② 2" Machine Screw x 6



③ Insert Nut x 6




④ Dowel x 6



⑤ Plastic Hole Plug x 12



⑥ Metal Tie Bar x 2




⑦ 1" Wood Screw x 1




⑧ Tray Assembly x 1



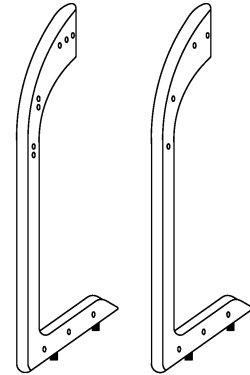
⑨ Trousers Bar x 1



⑩ Metal Tube x 3

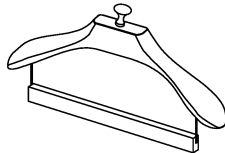


⑪ L-Feature Upright x 2

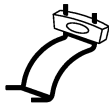


(Left Side) (Right Side)

⑫ Hanger w/Trousers Bar x 1



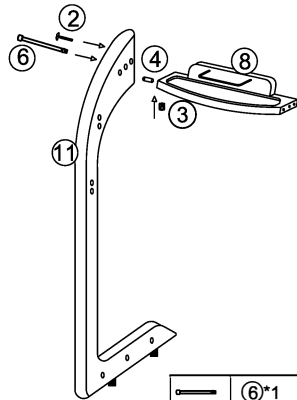
⑬ Hanger Support x 1



⑭ Wooden Tie Bar x 1

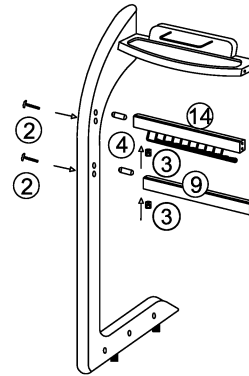


STEP 1



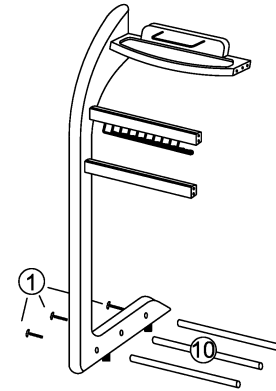
—	⑥*1
▬	④*1
Ⓜ	③*1
┌	②*1

STEP 2



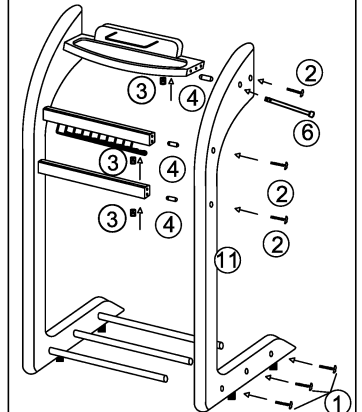
▬	④*2
Ⓜ	③*2
┌	②*2

STEP 3



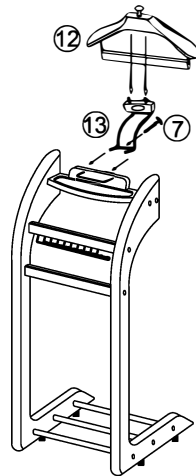
┌	①*3
---	-----

STEP 4



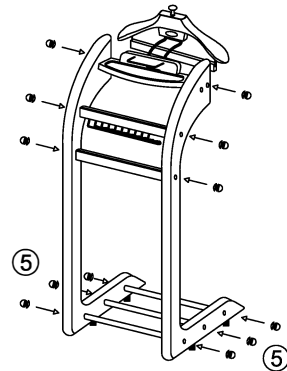
—	⑥*1
▬	④*3
Ⓜ	③*3
┌	②*3
┌	①*3

STEP 5



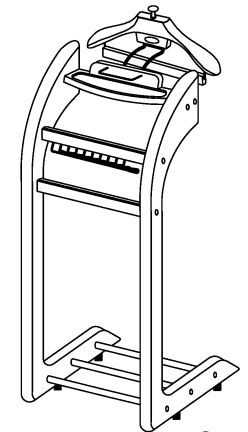
┌	⑬*1
┌	⑦*1

STEP 6



Ⓜ	⑤*12
---	------

STEP 7



Completed