


# Coffee Table

---

If you have any questions about the product, please feel free to contact us.

E-Mail: [Patiofurniture Serviceteam@outlook.com](mailto:Patiofurniture Serviceteam@outlook.com)



After-sales mailbox:  
[Patiofurniture Serviceteam@outlook.com](mailto:Patiofurniture Serviceteam@outlook.com)

# NOTICE



Please keep these instructions for future reference.

Dear Customer

● Thank you for your purchase. When you receive the product, please make sure that all the parts are intact. Then follow the entire installation instructions to install!

● **When installing, please be careful not to tighten the screws immediately! You need to make sure that all the screws are secured to 80%, then tighten them!**

A . The outer box is damaged

B . The product is damaged / bent / cracked while you open the box

C . The parts / accessories / assembly tools are missing

D . The instructions are not clear and can not be referred

E . The product has functional problems

F . Other aspects that you are not satisfied with

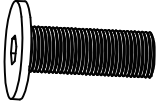
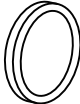



Please feel free to contact us for help. Our after-sales team service (Patiofurniturese-  
viceteam@outlook.com) will reply within 24 hours and will do our best to resolve the  
problem for you.

**Please feel free to contact us for help, and provide the following information: Plat-  
form/Shop name/Order ID/buyer's name/ receiver's address/Problem description.**

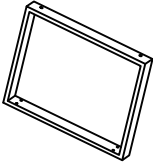
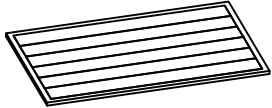


Please keep the original boxes for returns, refunds will be refused for other boxes. Check the integrity of the components and handle them gently during installation!

# HARDWARE LIST

<p>(S1)</p>  <p><b>M6x25</b></p>	<p>(S4)</p> 	<p>(S5)</p>  <p><b>Screw head cover</b></p>	<p>(S6)</p> 	<p>(T)</p> 
<p>8 pcs</p>	<p>8 pcs</p>	<p>8 pcs</p>	<p>4 pcs</p>	<p>1 pc</p>

# PART LIST

<p>(D1)</p>  <p><b>Left foot</b></p>	<p>(D2)</p>  <p><b>Desktop</b></p>
<p>2 pcs</p>	<p>1 pc</p>

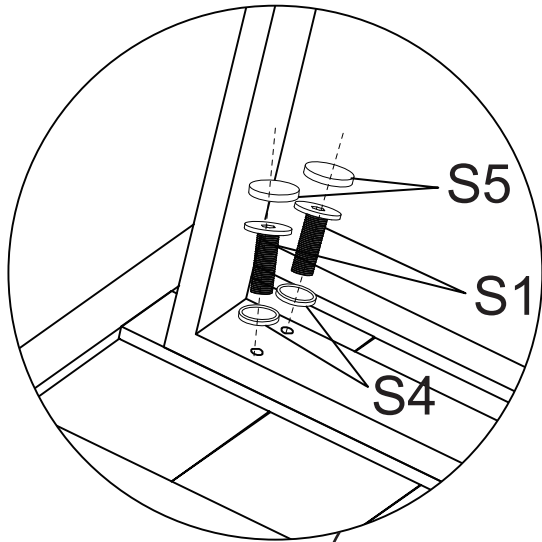
1. Please ensure that all accessories are complete before starting the installation.
2. Due to the variety of accessories, many accessories may be glued together, please check carefully
3. If any accessories are missing or damaged, please contact the seller immediately.


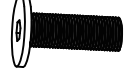




E-Mail: [Patiofurniture Serviceteam@outlook.com](mailto:Patiofurniture Serviceteam@outlook.com)

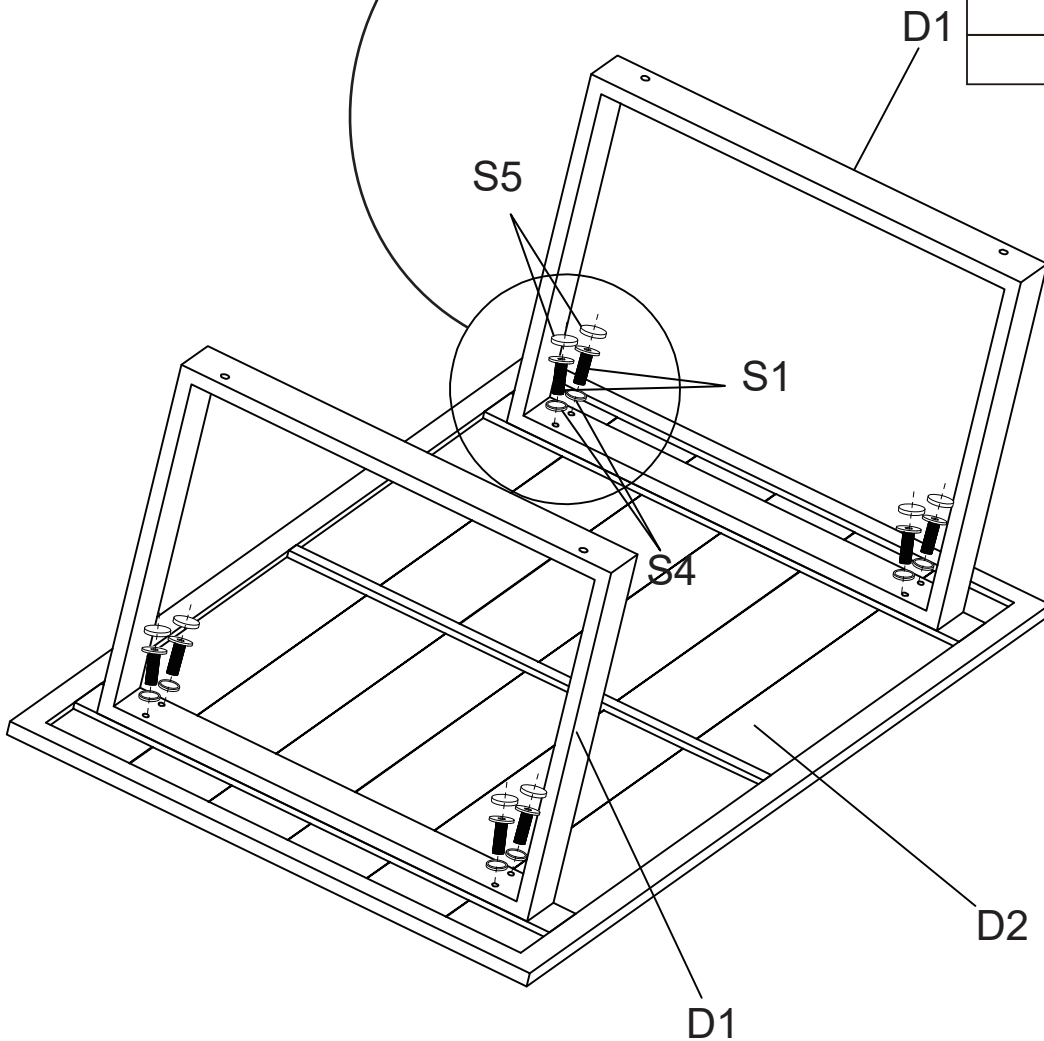
# STEP 1

## NOTICE

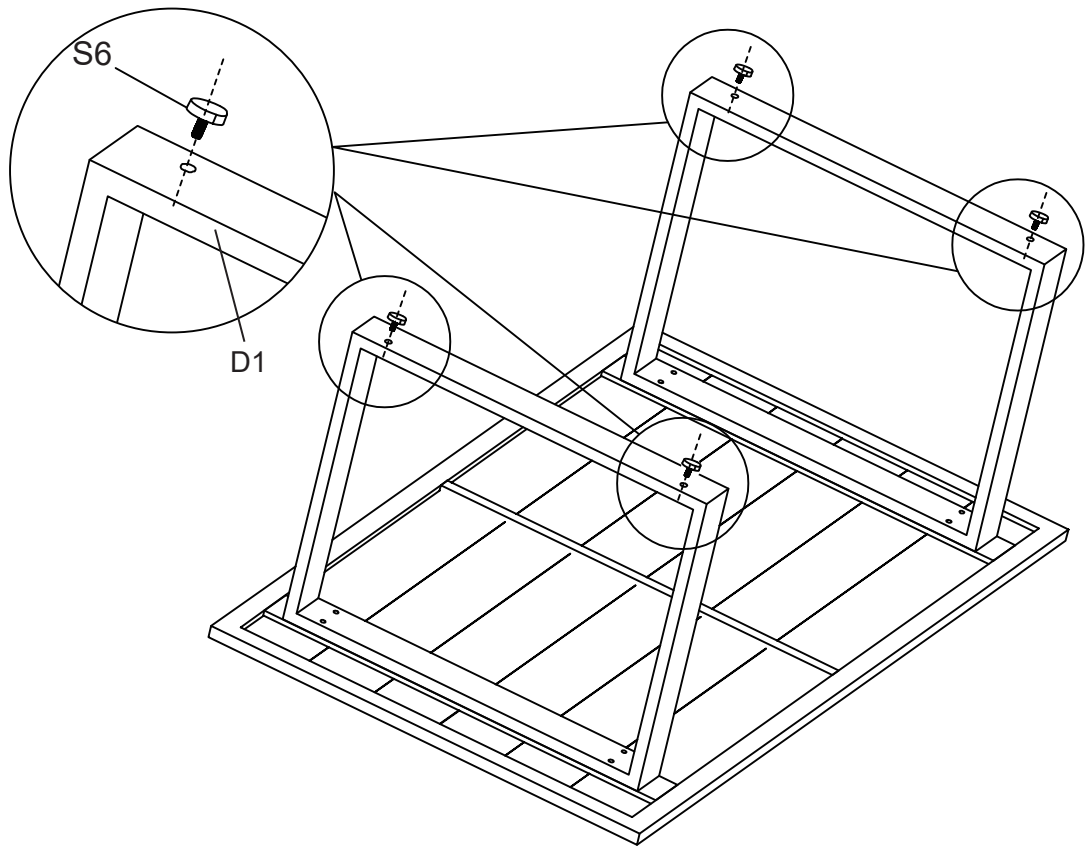
When installing, please be careful not to tighten the screws immediately!  
You need to make sure that all the screws are secured to 80%, then tighten them!



 Left foot 2 pcs	 M6x25 8 pcs
 Desktop 1 pc	 8 pcs
 1 pc	 Screw head cover 8 pcs




## STEP 2



## STEP 3

**The installation is complete.  
Make sure all the screws are fully tighten.**



## AFTER-SALE SERVICE CARD

If you have any suggestions for our products or find that the products have quality problems, please contact us first, our after-sales team will reply you within 24 hours, and we will do our best to give you solutions until you are satisfied.

### Guaranteed Customer Service

Your shopping experience is very important to us!  
Feel unsatisfied? **Contact us!**  
Have any questions? **Contact us!**

Wanna share how wonderful our smart products makes your home?  
Share your pictures with us.  
Any suggestions? **Contact us!**  
We gotcha back!

✉ [Patiofurniture Serviceteam@outlook.com](mailto:Patiofurniture Serviceteam@outlook.com)

