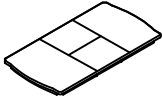







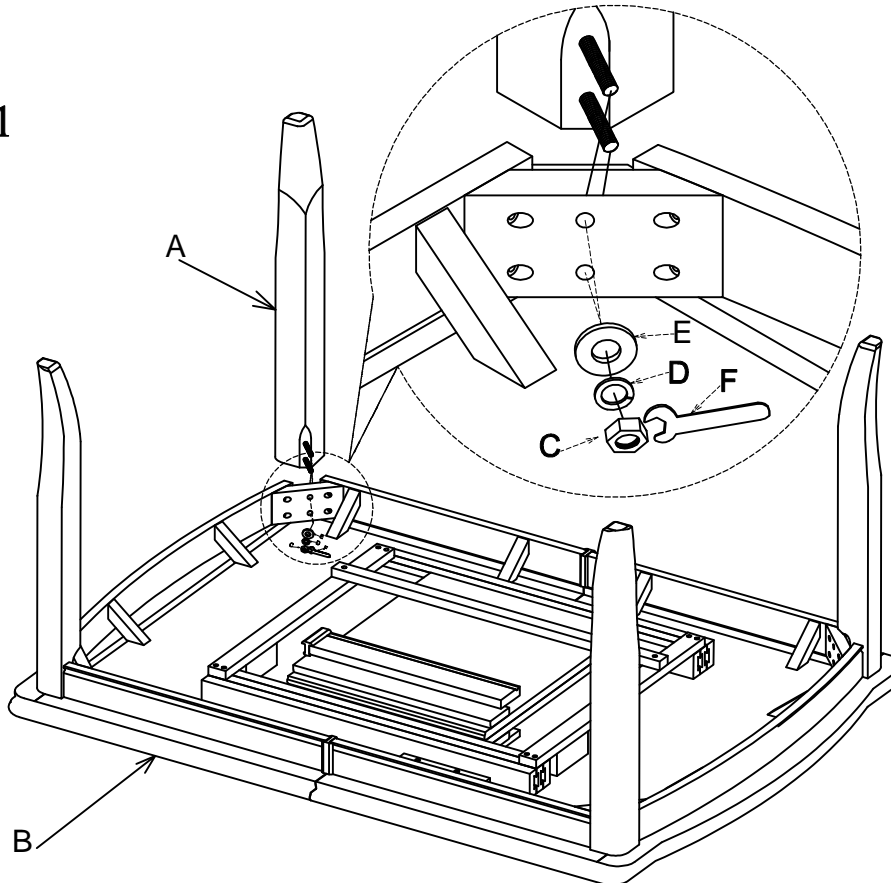
ASSEMBLY INSTRUCTIONS

Dimension : 60"+18"L x 42"W x 30"H

Item No : F2179
Description : TABLE

NO#	LIST OF PART		Q'TY	NO#	LIST OF HARDWARE			Q'TY
A	TABLE TOP		1pc	C	NUT		Ø5/16" x 12mm	8pcs
B	TABLE LEG		4pcs	D	LOCK WASHER		Ø5/16"	8pcs
				E	WASHER		Ø5/16" x 22 x 2	8pcs
				F	OPEN-END WRENCH		12 x 90 mm	1pc

STEP1



STEP2

