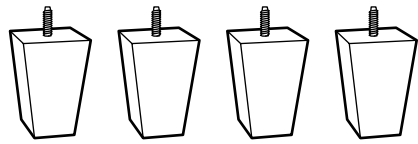
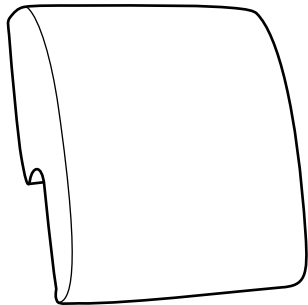


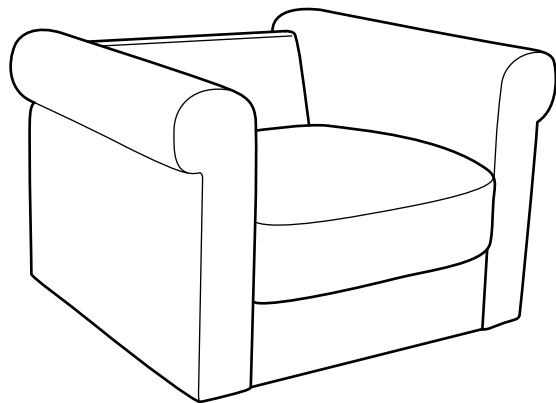
## Parts and Hardware



Leg



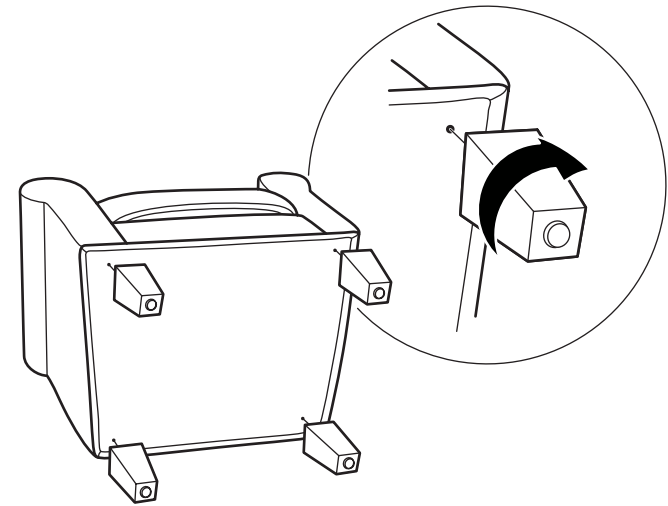
Backrest



Chair Body

## Assembling

- 1** Carefully unpack and place chair body unit on a clean flat surface to show the base.
- 2** Secure all legs into pre-drilled holes on the base by hand. Stop when aligned into position and avoid overtightening.



- 3** Finally, fully slot backrest into the back of seat cushion, ensuring it does not move backward or forward.

