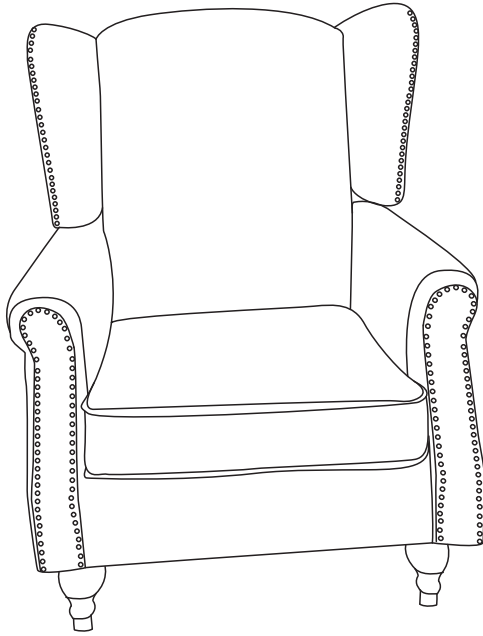

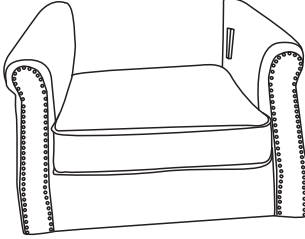
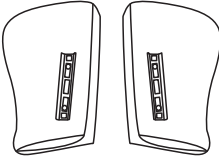






ASSEMBLY INSTRUCTION



Component List

LABEL		DESCRIPTION	QTY
A		Seat	1
B		Seat	1
C		Base	2
F		Base	2
R		Base	2

Hardware List

LABEL		DESCRIPTION	QTY
H1		Bolts M6*20mm	14
H2		Allen Wrench H5	1

Assembly Steps

