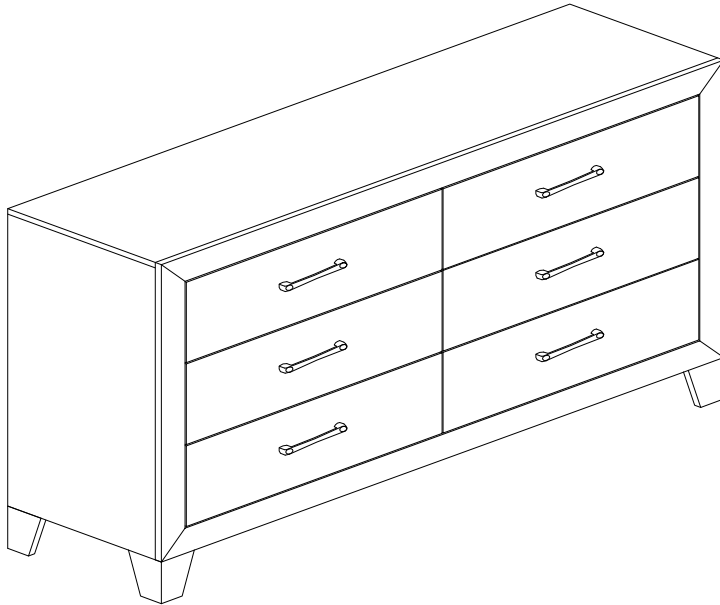




DRESSER




Dresser

Thank you for purchasing this quality product . Be sure to check all packing material carefully for small parts that may have come loose inside the carton during shipment.

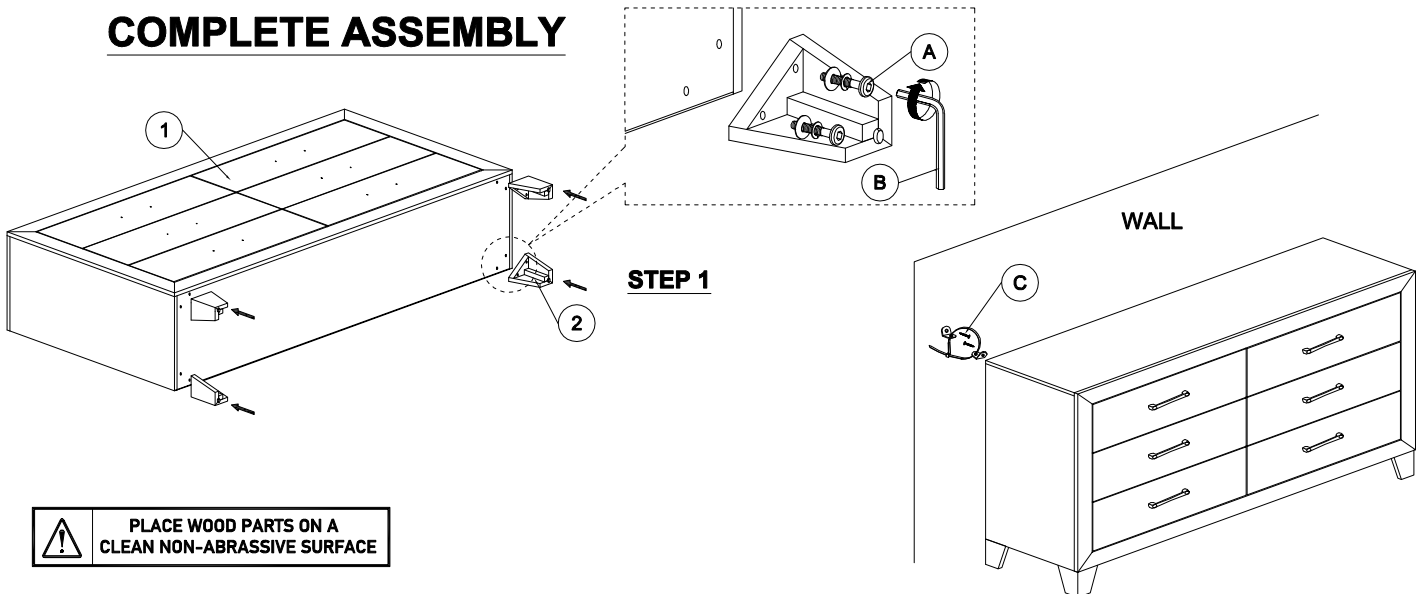
****Do not fully tighten screws until fully assembled****



Box of Dresser		
NO	DESCRIPTION	QTY
1	 DRESSER	1
2	 CASEGOODS LEG	4

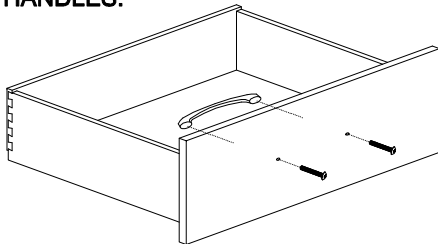
Box of Dresser - Hardware List			
A		JCBC BOLT M6 x 1.0 x 40 mm	8
B		ALLEN KEY - M4	1
C		ANTI-DUMPING HARDWARE KIT	1

COMPLETE ASSEMBLY

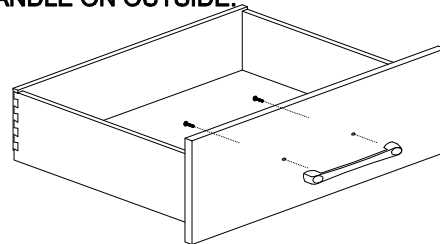


 PLACE WOOD PARTS ON A CLEAN NON-ABRASSIVE SURFACE

STEP 2
REMOVE HANDLES.



STEP 3
REFIX HANDLE ON OUTSIDE.



The Hardware is Located in the Packing Items.
The Anti Tipping Hardware is Located in the 1st Right Side Front Drawer of Dresser.

NOTE : Pictures for illustration purpose only.

MADE IN MALAYSIA