

Hi LOFT™ SET-UP INSTRUCTIONS


Please read all instructions for Hi LOFT™ and EXPRESS PUMP® prior to inflation.
This air mattress should be at room temperature before inflating or possible air leaks may occur

1. Carefully unpack contents of carton.
2. Remove Hi LOFT™ from its convenient duffel bag.
3. Place mattress in unobstructed area free of sharp objects and unfold.

NOTE: Read separate EXPRESS PUMP® instructions prior to operation.

4. Unscrew cap covering Hi LOFT™'s inflate/deflate valve.


5. Plug pump into a grounded 120 volt AC electrical outlet (a).



6. Locate EXPRESS PUMP® inflate port (b).




7. Align arrow on pump with arrow on valve (c).



8. Push EXPRESS PUMP® firmly into valve (d). Do not force. Twist pump to lock into place (e). Turn on switch to begin inflating (f).



9. Inflate Hi LOFT™ until firm. To avoid stretching or bulging do not overinflate.
10. To achieve desired firmness level, lie on the Hi LOFT™ and depress patented spring loaded valve to gradually release air (g). If too much air escapes, simply reinflate with pump.
11. Your Hi LOFT™ is now ready to use. Replace valve cover and make up bed with deep pocket sheets and bedding.



TO DEFLATE AND STORE

1. Unscrew cap covering the inflate/deflate valve.
2. Plug EXPRESS PUMP® into a grounded 120 volt AC electrical outlet (a).
3. Locate EXPRESS PUMP® deflate port (h).
4. Align arrow on pump with arrow on valve (c).
5. Push EXPRESS PUMP® firmly into valve (i). Do not force. Twist pump to lock into place (e). Turn on switch to begin deflating (f).
6. When mattress is completely deflated turn pump off and twist pump to unlock and remove. The Hi LOFT™ is now ready for storage.



WARNING: EXPRESS PUMP® will burn out if left in "on" position after mattress is deflated. Monitor deflation progress. DO NOT LEAVE PUMP UNATTENDED.

7. Roll and place Hi LOFT™ in convenient duffel bag.

Thank you for purchasing the Hi LOFT™. To help us serve you best, please take a moment to complete the information below. Cut on dotted line and mail this important card to validate your warranty registration.

Please print

Mr. ☐ Mrs. ☐ Ms. ☐ Miss ☐ _____
First M.I. Last

Address

email Cell Phone

Name of store where purchased: _____ Date of purchase: ____/____/____
Month/Day/Year

Please indicate size(s) of Hi LOFT purchased: ☐ Queen ☐ Double ☐ Twin

1. Check the 3 most important reasons influencing your purchase of the Hi LOFT

<input type="checkbox"/> Product packaging	<input type="checkbox"/> Warranty and service	<input type="checkbox"/> Prior experience
<input type="checkbox"/> A product feature	<input type="checkbox"/> TV Advertisement	<input type="checkbox"/> Received as gift
<input type="checkbox"/> Purpose and style	<input type="checkbox"/> Magazine advertisement	<input type="checkbox"/> Recommendation of family/friend
<input type="checkbox"/> Convenience	<input type="checkbox"/> Newspaper advertisement	<input type="checkbox"/> Recommendation of salesperson
<input type="checkbox"/> Quality and durability	<input type="checkbox"/> In-store display	<input type="checkbox"/> Value for price

2. Check the reason you purchased Hi LOFT

<input type="checkbox"/> Gift	<input type="checkbox"/> School	<input type="checkbox"/> Comfort	<input type="checkbox"/> Vacation
<input type="checkbox"/> Travel	<input type="checkbox"/> Health	<input type="checkbox"/> Convenience	<input type="checkbox"/> Other

3. Who will use the Hi LOFT as an extra bed? ☐ Guests ☐ Children ☐ Yourself

4. How often will you or someone else use the Hi LOFT? ☐ Daily ☐ Weekly ☐ Monthly ☐ Other

5. Do you intend to use the Hi LOFT to replace your own current sleep surface?* ☐ Yes ☐ No

6. What is your present income level? ☐ under \$15,000 ☐ \$15,000-\$25,000 ☐ \$25,000-\$50,000
☐ \$50,000-\$75,000 ☐ \$75,000-\$100,000 ☐ over \$100,000

*This bed is warranted as a temporary sleep surface. Please refer to opposite side under Hi LOFT "USES".

LIMITED WARRANTY

Hi LOFT™ warrants to the original purchaser only when the **Hi LOFT™** is used for normal indoor temporary sleeping purposes, that the mattress will be fully guaranteed against defects in material and workmanship for a period of 90 days from the date of purchase, provided further that the **Hi LOFT™** has been operated and cared for according to the provided instructions and uses. Warranty does not cover punctures caused by misuse.

The **EXPRESS PUMP®** will be guaranteed to the original purchaser against defects in materials and workmanship for a period of 90 days from the date of purchase provided that the pump has been operated according to the provided instructions.

Our obligation under this warranty shall be limited to the repair or exchange of any part which may prove defective under the conditions and during the periods described above.

This warranty shall not apply if upon inspection we find:

1. Any product or part has been damaged by alteration.
2. Any product or part has been subject to accident, misuse, abuse or has been operated contrary to the provided instructions or uses.

To submit a request for warranty replacement go to **www.expressbedshelp.com** and follow the detailed instructions on how to process a warranty claim.

This is the entire exclusive express limited warranty. The manufacturer neither makes nor is responsible for any other warranties, either expressed or implied, including those of retailing dealers. Any and all liability for breach of warranty, as well as damages for incidental, special or consequential losses are expressly denied.

This warranty applies only to product(s) purchased from an authorized retailer.

Hi LOFT™
2440 Adie Road
St. Louis, MO 63043

Affix
postage
here.

CARE AND MAINTENANCE

Mattresses are constructed of heavy duty vinyl designed for optimum comfort when used at normal household temperatures.

WARNING:

*Avoid extreme cold, as vinyl will become brittle. Do not overinflate.
Do not use high pressure or compressed air inflation systems.
Avoid sharp objects. Do not use hair dryer to inflate.*

WARNING: FLAMMABLE

VINYL IS FLAMMABLE. Do not locate bed near fire, fireplace or any other heat source, such as a space heater. Avoid placing bed over a heat emitting floor vent.

PVC, the material used to make air mattresses, will naturally stretch and expand during use. After being inflated for several hours and/or having been slept on, the air mattress may lose some of its initial firmness and feel softer because the PVC has naturally expanded. This expansion is normal and not the result of a leak. To regain your desired firmness level, add air to the mattress using the pump that was provided with the mattress.

Clean only with mild soap and water. Harsh cleaners can damage materials. Use repair kit to patch any holes, tears or punctures. Store at room temperature only AFTER cleaned and dried. Do not store outdoors or in a garage.

USES

Use the **Hi Loft** any time an extra temporary sleep surface is needed. The **Hi Loft** is intended for normal indoor use only. The **Hi Loft** is not intended to be used in place of your present everyday sleep surface.



0-15 Months

! WARNING

Risk of Suffocation

- Infants have suffocated on inflatable mattresses. Never place an infant 15 months and younger to sleep on an inflatable mattress.
- When used by children over 15 months old:
 - Provide at least a shoulder width space between mattress and walls, dressers or other vertical objects to avoid entrapment.
 - Always keep mattress fully inflated when in use.

See instructions for additional warnings.