

# REF30BMBZPNV

REFRIGERATOR 30" BUILT-IN BOTTOM MOUNT PANEL READY  
WITH ICE MAKER AND INTERNAL WATER DISPENSER



Energy Star rated refrigerator & freezer with 16 cu.ft of total storage capacity, powered by variable-speed compressor and dual evaporators.

Flush or proud installation in 84" high kitchen cabinets.

Dual Cooling Shield System: automated defrosting of evaporators ensures food stays always fresh.

Precise temperature control for optimal food preservation: the Fresco drawer in the refrigerator compartment with independent temperature settings (30°-41°F) allows for optimal storage of meat, cold cuts, shellfish, fish and dairy products.

Automatic ice maker with daily capacity of 3.9 lbs of filtered ice.

Internal water dispenser with inline filter for hygienically clean drinking water and ice.

Digital LED touch interface with user-friendly controls for temperature, speed-freeze and ice making.

Soft close refrigerator crispers and metal freezer bins.

Height-adjustable gallon-size door storage bins.

Stainless steel door panels kit available as optional accessory.

Reversible doors for left or right swing configuration.

2 years parts & labor warranty.

ADA compliant.

## PRODUCT FEATURES

Size	W 30"
Volume	Ref 11.5 cu.ft / Frz 4.5 cu.ft
Door finish	Panel ready
User interface	Internal digital LED touch interface
Lighting	Top and sidewall LED lights
Refrigerator shelves	1 stationary + 2 height-adjustable
Refrigerator crispers	1 + 1 fresco drawer with separate temperature control
Freezer compartment	2 drawers
Door storage	1 gallon sized + 2 height adjustable bins
Ice maker	Automatic ice maker 3.9 lbs / 24 hrs
Settings	Super cool, Super freeze, Ice maker, Water filter replacement alarm, Water dispenser, Eco mode, Vacation mode, Sabbath mode

## TECHNICAL SPECIFICATIONS

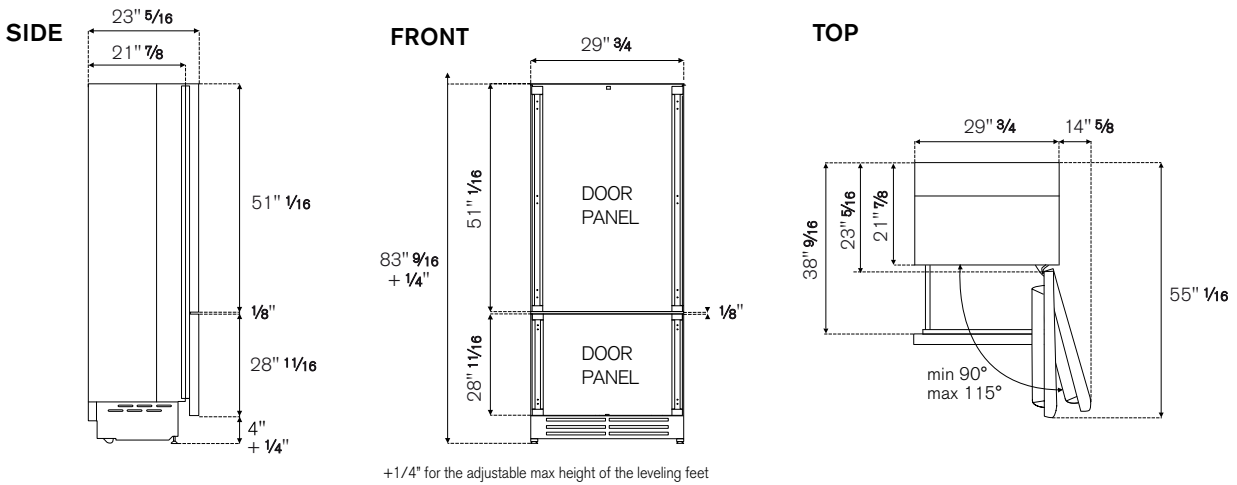
Electrical supply	115 V 60 HZ - 2.6 Amp
Power connection	NEMA 5-15P with 98" power cord
Sound rating	43 dbA
Water connection	1/4" waterline with shut-off valve
Water supply pressure	25-80 psi (1.7-5.5 bar)
Energy consumption	551.0 kwh/yr
Certification	ADA Compliant,CEC,ETL
Warranty	2 years parts & labor
Packaging dimensions	W 32 5/16" H 90 9/16" D 26 3/8"
Weight	386.0 lbs

## ACCESSORIES

Z370001	Replacement water filter
SP30BMX	Stainless steel door panels kit
PROHK30PI	Handle kit - Professional series
MASHK30PI	Handle kit - Master series
HERHK30PI	Handle kit - Heritage series
DS2HERTSB	Décor set 2 - Matt Satin Black finish
DS2HERTPC	Décor set 2 - Polished Copper finish
DS2HERTGO	Décor set 2 - Gold finish
CTXV	Connection trim for side-by-side installation

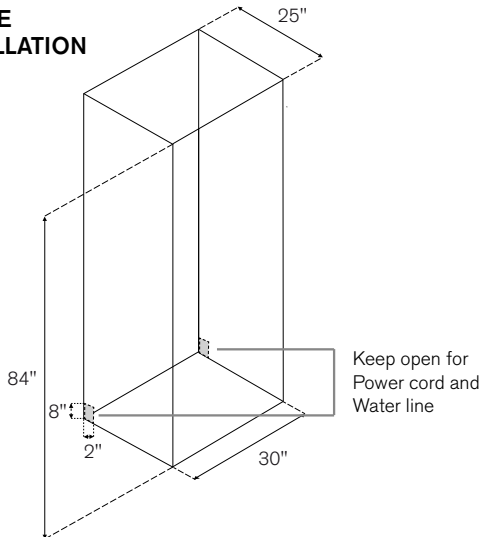
# REF30BMBZPNV

REFRIGERATOR 30" BUILT-IN BOTTOM MOUNT PANEL READY WITH ICE MAKER AND INTERNAL WATER DISPENSER

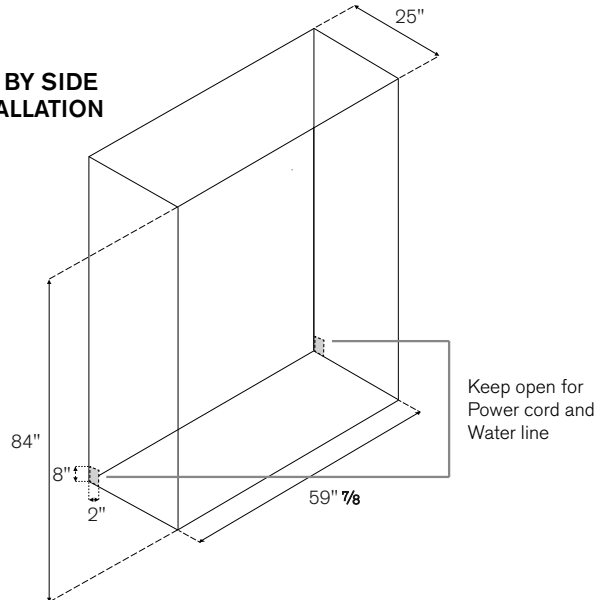


## CUTOUT DIMENSIONS

### SINGLE INSTALLATION



### SIDE BY SIDE INSTALLATION

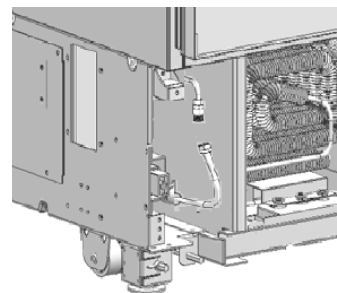
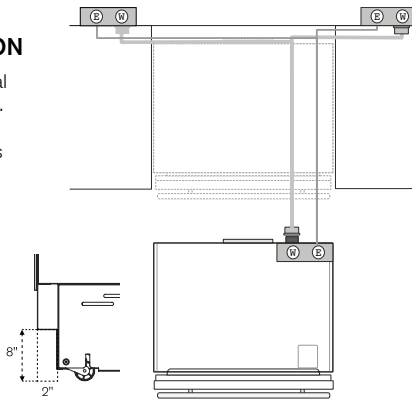


## ELECTRICAL & WATER CONNECTION

A properly-grounded, electrical receptacle should be installed. A separate circuit breaker servicing only this appliance is recommended.

Do not use a multi-purpose socket with other electrical appliances.

To connect to the water supply system, use a 1/4" waterline with accessible shut-off valve with a length of 60".



## INSTALLATION REQUIREMENTS

If the appliance(s) is not connected through the side profile trims to secured cabinetry, anti-tip brackets must be installed. The max weight for the cabinet panel is 35 lbs (16kg) for the refrigerator door and 20 lbs (9kg) for the freezer door. For a flush installation, cabinet panels should not be thicker than 15/16".