









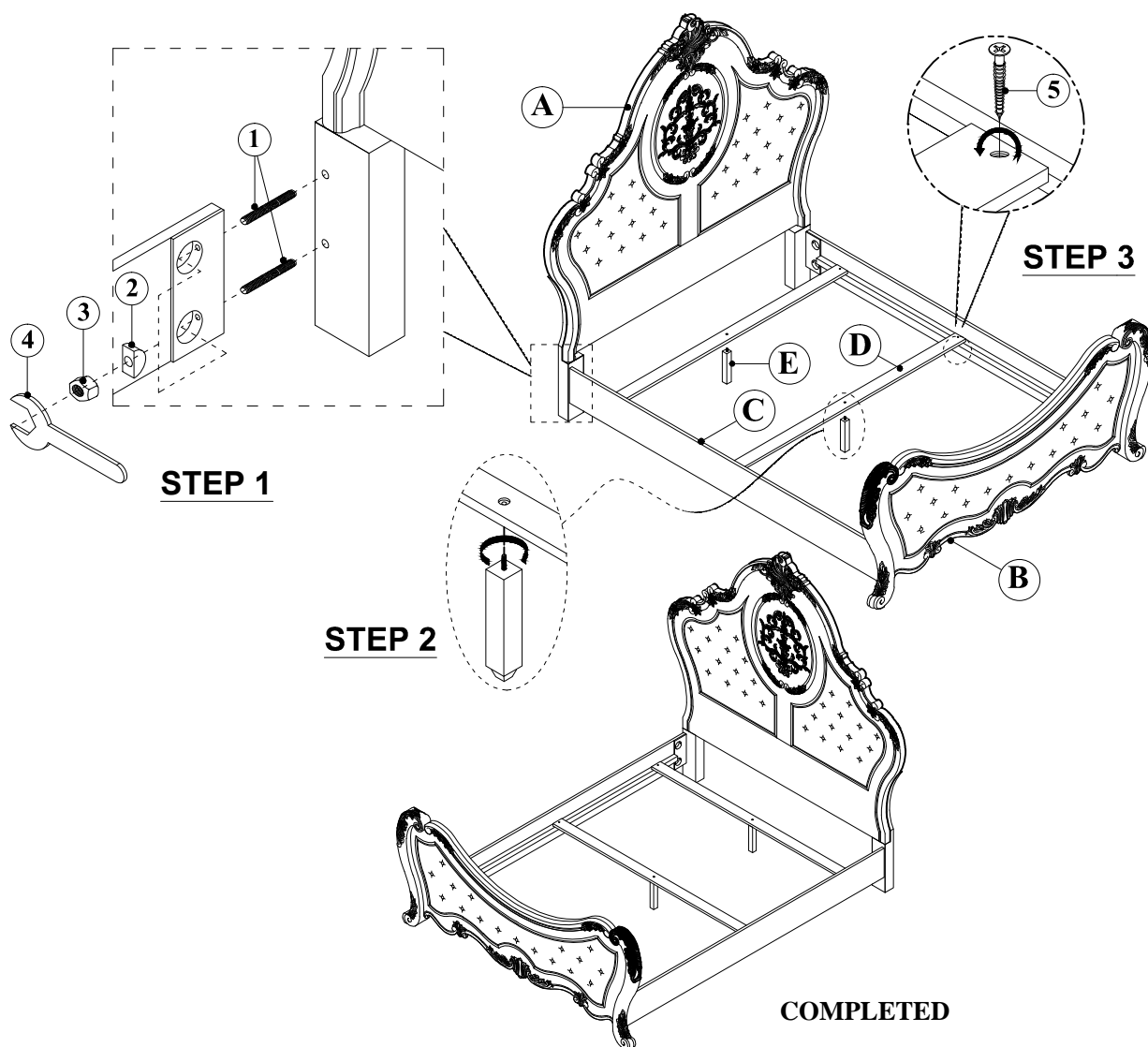


# ASSEMBLY INSTRUCTION

Thank you for purchasing this quality product. Be sure to check all packing material carefully for small parts which may have come loose inside the carton during shipment. Separate, identify and count all parts and metal hardware. Compare with parts list to be sure all parts are present.

\*\*\* Do not fully tighten screws until fully assembled \*\*\*




PARTS LIST				HARDWARE LIST			
NO	DESCRIPTION	SKETCH	QTY	NO	DESCRIPTION	SKETCH	QTY
A	HEAD BOARD		1 Pc	1	BOLT (Ø5/16*90mm)		8 Pcs
B	FOOT BOARD		1 Pc	2	FLAT WASHER (Ø5/16*30*8mm)		8 Pcs
C	RAILS		2 Pcs	3	HEX NUT (Ø5/16*15*10mm)		8 Pcs
D	SLATS		3 Pcs	4	SPANNER WRENCH (M12)		1 Pc
E	SUPPORT LEGS		3 Pcs	5	SCREW (#8*35mm)		6 Pcs







Thank you for purchasing this quality product. Be sure to check all packing material carefully for small parts which may have come loose inside the carton during shipment. Separate, identify and count all parts and metal hardware.

\*\*\* Do not fully tighten screws until fully assembled \*\*\*

## PARTS LIST

NO	DESCRIPTION	SKETCH	QTY
A	HEAD BOARD		1 Pc
B	LEGS (L/ R)		2 Pcs
C	CROSS BAR		1 Pc

## HARDWARE LIST

NO	DESCRIPTION	SKETCH	QTY
1	ALLEN BOLT (Ø5/16*35mm)		16 Pcs
2	SPRING WASHER (Ø5/16*2mm)		16 Pcs
3	FLAT WASHER (Ø5/16*2mm)		16 Pcs
4	ALLEN KEY (M4)		1 Pc

