

# (Table lamp)

## Set of 2 RETRO CERAMIC TABLE LAMP

Please refer to the video page for the installation video

Model:JU02

### ■Specification

Voltage: 110-130V

Wattage: 60 Watt Max

Material: Metal+Resin

Lamp holder: E26

Bulb info: A19 6W 2700K

Wire Length: 59in/1500mm

Usage: Indoor use only

### ■Package Include

2 x Lampshade

2 x Lamp Base

4 x Metal rings

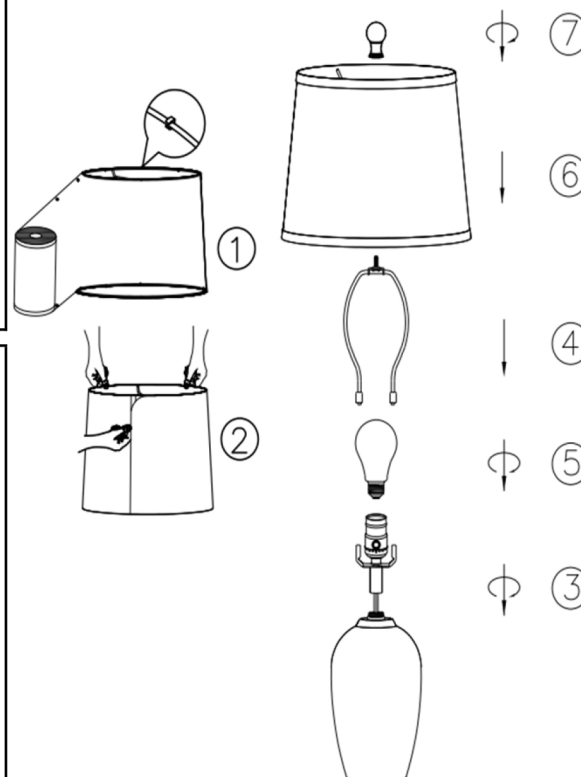
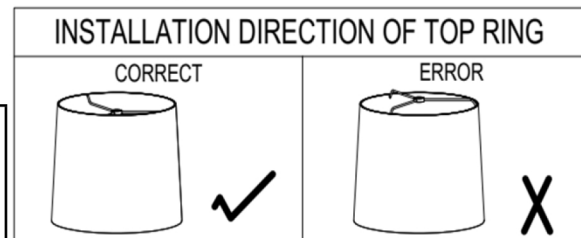
2 x Finial

2 x Harp

1 x User Manual

### ■Easy Installation

1. Put the bottom ring on the table, then attach 3/4 lampshade around the bottom ring.
2. Attach the top ring to the upper lampshade and the rest 1/4 lampshade to the bottom ring. Then fix the place where the lampshade is joined end to end.
3. Fasten Socket Assembly into Base be careful not to twist power cord.
4. Attach two legs of the lamp harp to the saddle.
5. Install the bulb.
6. Fix the lampshade on the lamp harp.
7. Screw the finial to secure the lampshade. (When the lampshade is tilted, refer to the lampshade adjustment instructions below.)



YouTube video tutorial, scan the  
OR code to watch

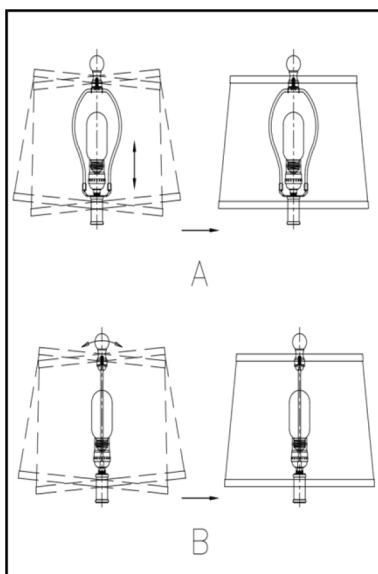


Search on YouTube for Laikeyo  
Table Lamp Installation Guide

### ■ Adjust the angle of the lampshade

- A. Adjust the angle in the forward direction  
B. Adjust the angle from the side

Refer to Figure A&B



### ■ Attention

1. If you want to change the 2700K vintage Led bulb included, incandescent light bulbs less than 60W are greatly recommended. Not all Led bulbs are fully compatible with the dimmer system of the lamp, so it may cause to flicker or lose dimming function with other Led bulbs.
2. The bulb will increase the brightness when it is reaching its lifespan or has partial short-circuit. At that moment, please switch off, change a bulb and use it as you would normally.
3. The total current of two usb charging ports is 2.1A. If two devices are charged at the same time, the current will be distributed.
4. Please shut off the power and unplug it before you screw in a new bulb.
5. Don't put the lamp in overheating working condition or cast it into fire.