
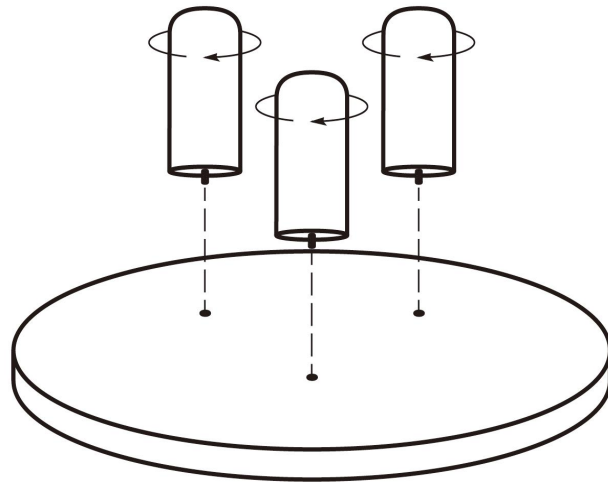


ASSEMBLY INSTRUCTIONS


STEP 1



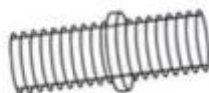
STEP 2



STEP 3



Ax4



1. Insert accessory A into each of the three table legs separately.
. Rotate the three table legs with accessory A attached by 180 degrees, then screw them into the tabletop and secure them.

2. Use fittings according to the actual screw holes. Extra fitting are spares .