

4415 BEVEL APPLIANCE PULL 18" CTC



SPECIFICATIONS

STYLE

Traditional

4415 BEVEL APPLIANCE PULL 18" CTC



ESTATE PORTFOLIO

Model Number:
4415.260

Key Features

- ✓ This family is available in a knob, and 4", 6", 12", and 18" Pull
- ✓ Solid brass construction, feeling the difference in quality in every piece of cabinet hardware.
- ✓ Polished Chrome is plated to create a mirror smooth finish which adds authenticity to modern designs.
- ✓ Mounting Hardware included


FINISHES OPTIONS




Satin Nickel - 150, US15



Lifetime (PVD) Polished Nickel - 055




Polished Chrome - 260



Lifetime (PVD) Satin Brass - 044



Satin Black - 190



Venetian Bronze - 112, 11P



Non-lacquered Brass - 031

all measurements in inches

SPECIFICATIONS

STYLE

Traditional