


Reconnect Remote Control

1



Before connecting the new remote control, it is necessary to disconnect the zero and live wires before reconnecting them. This is to clear the data left by the previous remote control and enable the fan to obtain data from the new remote control.

2



Press the STEUP button on the remote to reconnect.

3




When you hear the bi sound from the lamp, it means that the remote control is successfully reconnected

Remote Control



Pair Code



Light ON/OFF



All Off



Night Light Mode



Fan Off



Brightness +/-



Color Temperature +/-




Forward/Reverse



1/2H Timer



1-6 Fan Speed



Natural wind



Battery required :
2pcs AAA battery (Not included)
please prepare by yourself.