

## NOTICE

\* Please make sure that you have all parts indicated and they are in good condition before you begin assembly of this item. Refer to part list and hardware list below for guidance.

\* This item should be assembled on a soft surface to prevent scratching the finish during assembly.

\*This item may require periodic tightening.

\* If you are having difficulty, our friendly Customer Care team is always here to help. Please email [customersupport@safavieh.com](mailto:customersupport@safavieh.com)

## PREPARATION

\* Before beginning assembly of product, make sure all parts are present. Compare parts with part contents list and hardware contents list.

\* If any part is missing or damaged, do not attempt to assemble the product.









\* Estimated Assembly Time: **10 minutes.**

\* Tools Required for Assembly (included): **N/A**

## CARE AND MAINTENANCE

Dust with a soft, dry cloth. Do not use abrasive cleaner. To clean glass, spray a small amount of glass cleaner onto a lint-free cloth and wipe glass clean.

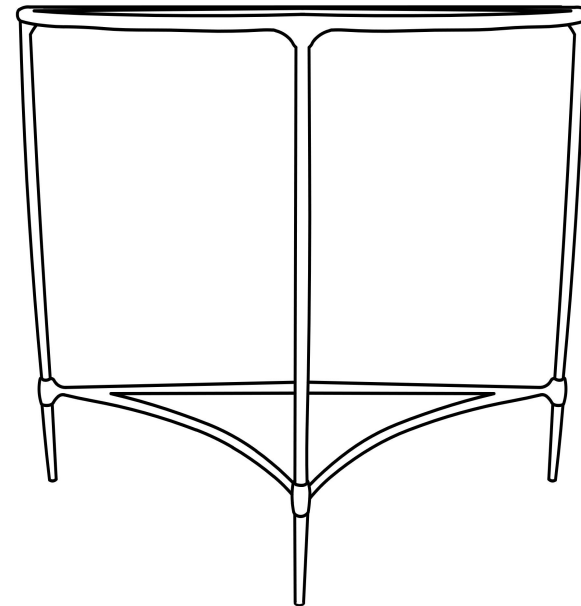
### Part List and Hardware List

Piece	Description	Picture	Quantity
A	Top Frame		1 X
B	Leg		3 X
C	Shelf		1 X
D	Feet		3 X
E	Top Glass		1 X
HW1	Glass Mat		5 X
HW2	Felt Pad		3 X
HW3	Glove		1X

# SAFAVIEH C O U T U R E

Model # SFV9542

Product Dimensions: 35.8"Wx15.5"Dx29.7"H



**⚠ WARNING ⚠**

**Weight Capacity-80LBS**

**Warning:Do not stand on Table**

**Warning:Do not over torque bolts.**

## Preparation

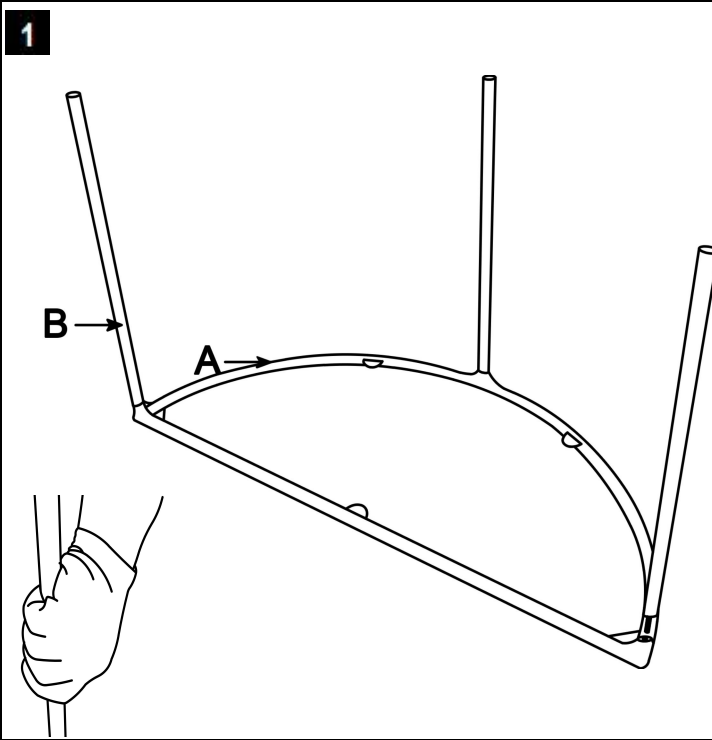
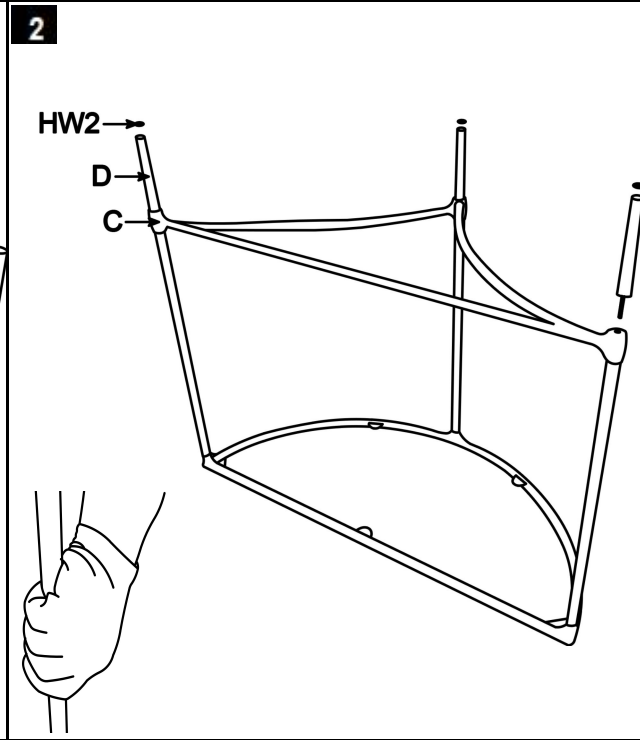
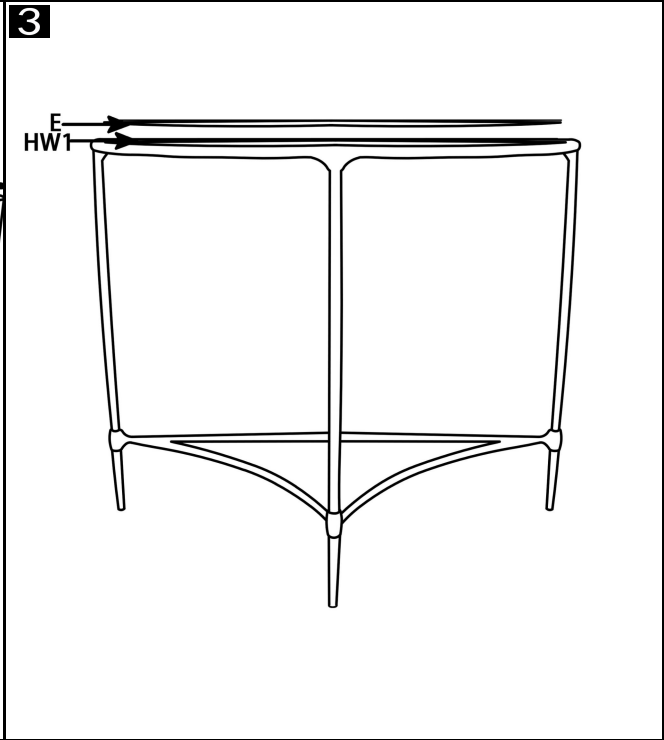
\*Before beginning assembly of product, make sure all parts are present. Compare parts with part contents list and hardware contents list.

\*If any part is missing or damaged, do not attempt to assemble the product.

\*Estimated Assembly Time: 10 minutes.

\*Tools Required for Assembly (included):N/A

\* If you are having difficulty, our friendly Customer Care team is always here to help. Please email [customersupport@safavieh.com](mailto:customersupport@safavieh.com)

 <p><b>1</b></p>	 <p><b>2</b></p>	 <p><b>3</b></p>
<p>It's recommended to wear gloves (include) before assembly. Upside down the top (A), Screw all legs (B) .Do not over torque</p>	<p>Attach Leg (B) and Shelf (C) together then screw Feet(D) on , Put Felt Pad (HW2). Screw all legs</p>	<p>Put Glass Mat (HW1), Place the Glass ( E ) onto the Top ( A ) .Legs may loose, This item require periodic tightening.</p>