

















CARE AND MAINTENANCE

Store outdoor furniture indoors or cover well when not in use.
 Remove wooden furniture from standing water. Dust regularly with small brush or vacuum
 Spills should be taken care of immediately before they harden or stain with a slightly dampened sponge.

NOTICE

- * Please make sure that you have all parts indicated before you begin assembly of this item
- * This item should be assembled on a soft surface to prevent scratching the finish during assembly
- * This item may require periodic tightening

Part List and Hardware List

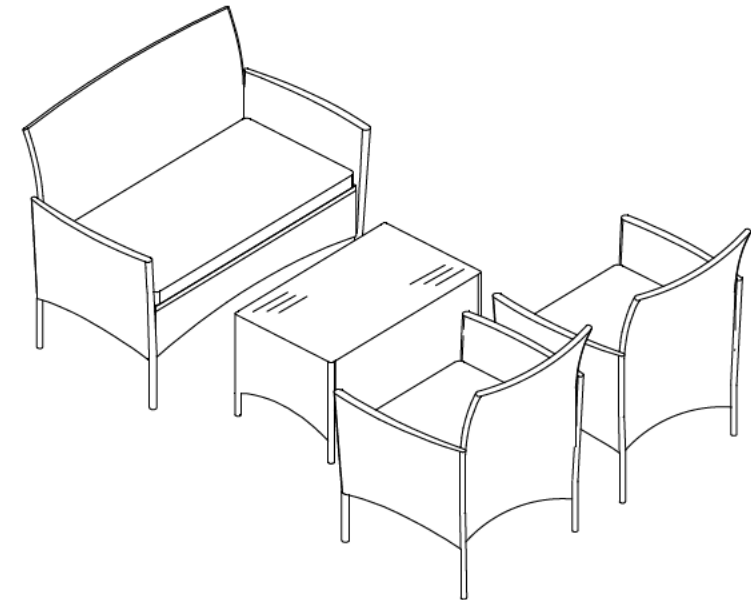
PIECE	DESCRIPTION	PICTURE	QUANTITY
1	Chair/Bench Left Frame		3X
2	Chair/Bench Right Frame		3X
3	Bench Back Frame		1X
4	Bench Seat Frame		1X
5	Chair Back Frame		2X
6	Chair Seat Frame		2X
7	Table Side		2X
8	Table Apron		2X
9	Table Top		1X
10	Glass Table		1X
11	Chair Cushion		2X
12	Bench Cushion		1X
A	Allen bolt(M6x25mm)		18X
B	Flat washer		48X
C	Allen bolt(M6x40 mm)		30X
D	Allen key		1X

**Weight Capacity :275lbs(single seat)
 550lbs(twoperson seat)**

**Warning : Do not stand on chair
 Warning : Do not over torque bolts / screws**



**Product Dimensions: 41.2"x23.3"x31.1" H (Bench)
 22.6"x23.3"x31.1" H (Chair)
 27.6"x16.5"x15.6" H (Table)**



CARE AND MAINTENANCE

Store outdoor furniture indoors or cover well when not in use.
Remove wooden furniture from standing water. Dust regularly with small brush or vacuum
Spills should be taken care of immediately before they harden or stain with a slightly dampened sponge.

NOTICE

- * Please make sure that you have all parts indicated before you begin assembly of this item
- * This item should be assembled on a soft surface to prevent scratching the finish during assembly
- * This item may require periodic tightening


**Weight Capacity :275lbs(single seat)
550lbs(twoperson seat)**

**Warning : Do not stand on chair
Warning : Do not over torque bolts / screws**

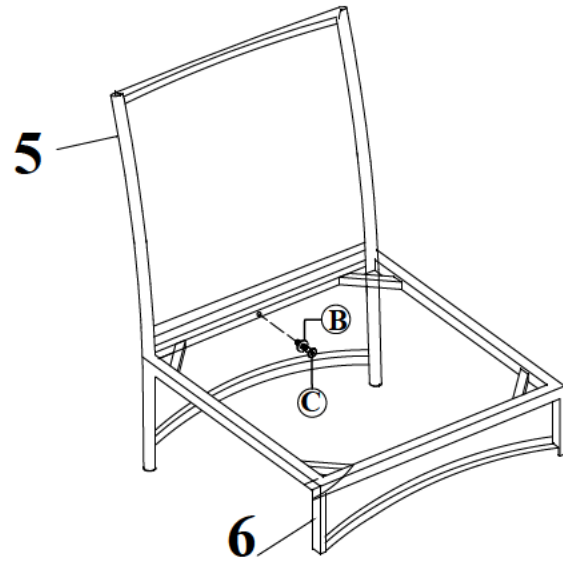


Part List and Hardware List

PIECE	DESCRIPTION	PICTURE	QUANTITY
1	Chair/Bench Left Frame		2X
2	Chair/Bench Right Frame		2X
5	Chair Back Frame		2X
6	Chair Seat Frame		2X
11	Chair Cushion		2X
A	Allen bolt(M6x25mm)		4X
B	Flat washer		22X
C	Allen bolt(M6x40 mm)		18X
D	Allen key		1X

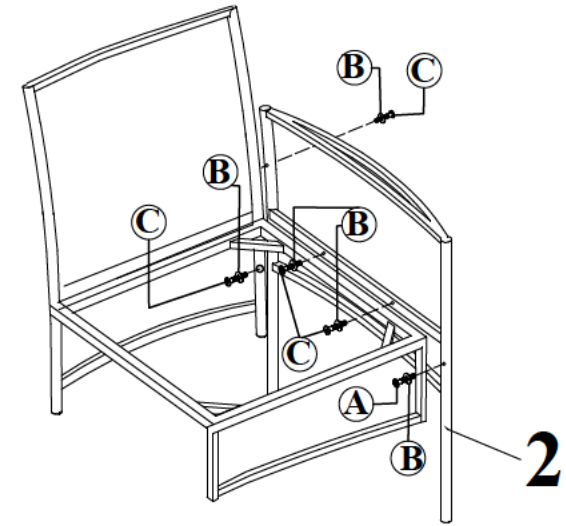


1x2



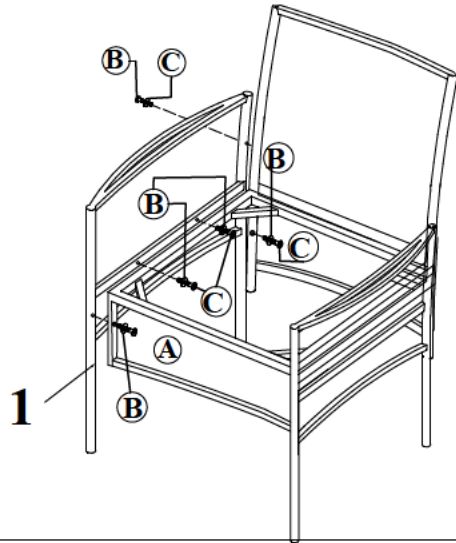
Step 1
 Connect Chair back frame (5) & Chair seatframe (6) tighten Bolt (C) with Allen key (D)

2x2



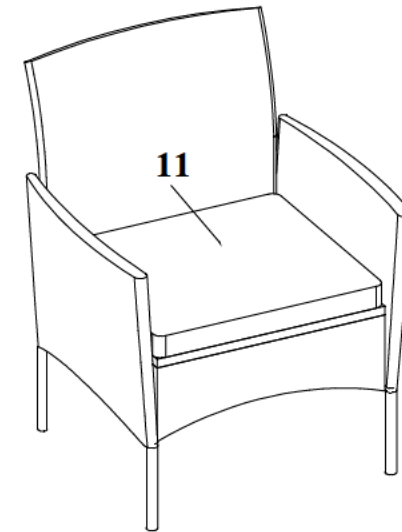
Step 2
 Connect part from Step 1 & Right frame (2) tighten Bolt (A) & Bolt (C) with Allen key (D)

3x2



Step 3
 Connect part from Step 2 & Left frame (1) ,tighten Bolt (A) & Bolt (C) with Allen key (D)

4X2



Step 4
 Put on Chair cushion (11) to complete Chair